

# FINAL ANNUAL BUDGET



BAY DISTRICT SCHOOLS

Fiscal Year  
2023-2024

# Final FY 2023-2024 Budget

## General Information Items

- A) Superintendent's Letter
- B) District Information
  - 1) Principal Officials
  - 2) District Strategic Plan
  - 3) Our District
- C) Budget and Accounting Overview
  - 1) Budget Executive Summary
  - 2) One Page Summary Budget
  - 3) Chart of Individual Funds
  - 4) Facts At A Glance
  - 5) Budgetary Funds
  - 6) Description of Functional Activities

## District Summary Budget

This is the actual "29" page budget (ESE 139) required by law.

## District Detail Budgets by Fund

- A) General Fund
  - 1) Narrative
  - 2) Final to Tentative Budget Comparison
  - 3) General Fund Report
  - 4) General Fund Appropriations Chart
  - 5) Safe School Report
  - 6) Multi Year Budget Comparison
- B) Food Service Fund
  - 1) Narrative
  - 2) Object Detail
- C) Special Revenue Federal (Narrative Summary)
- D) Debt Service Fund (Narrative Summary)
- E) Capital Projects Fund
  - 1) Narrative
  - 2) Project Detail
- F) Enterprise Fund
  - 1) Narrative
  - 2) Object Detail
- G) Internal Service Fund
  - 1) Narrative
  - 2) Object Detail

## School and Project Narratives



**MARK MCQUEEN**  
SUPERINTENDENT

1311 Balboa Avenue  
Panama City, Florida

32401-2080

(850) 767-4100

Hearing Impaired Access

(800) 955-8770 Voice

(800) 955-8771 TDD

[www.bay.k12.fl.us](http://www.bay.k12.fl.us)

Board Members:

Jerry Register

District 1

Ann Leonard

District 2

Chris Moore

District 3

Winston Chester

District 4

Steve Moss

District 5

September 11, 2023

Dear Stakeholders:

The Final Budget of the District School Board of Bay County for fiscal year 2023-2024 is presented herewith. The budget has been developed based on the mission and goals of the School Board. The budget includes all Governmental and Proprietary Funds of the District and the proposed tax rate for the 2023-2024 fiscal year.

As we prepare the budget each year, the Board and I work collaboratively to establish priorities. The priorities used to develop this budget are based on our Strategic Plan and are as follows:

- Continued academic achievement for every student
- Full technology integration
- Aggressive recruitment of high-quality educators
- Safe learning environments for all
- Structured support for our families
- Strong partnerships with our community
- Ongoing, in-depth support for our schools

District revenues are determined in large part by the Florida Legislature and Governor. Funding per student is set as part of the State's annual budget process. Local school board taxing authority is also governed by the Required Local Effort (RLE) and through statutory caps that limit the remaining components of the school levy. The FY24 state budget provided Bay County Schools with a 4.91 % increase in funding per student. The base student allocation increased by 12.04%, which is the funding we use for the day-to-day operations of the district.

In addition to providing a high-quality education to every child, the District has a variety of state and federal mandates that it must adhere to. Some of these requirements extend beyond the District's primary mission of education; however, they are vital to the District's role as a valued community partner. For example, the District is required to provide facilities and staff for emergency shelters, feed children during the summers, and contribute to the work of combating homelessness in the community. We even wash clothes for students when they are unable to do so for themselves. The District continues to utilize funds from the CARES Acts. Even with limited resources, the District will continue to meet these obligations while prioritizing the needs of students as it works to streamline operations for maximum efficiency.

2023-2024 Budget Highlights include:

- Increased mental health allocation
- Continued compliance with state-mandated class size requirements as much as possible
- Continued support for the ASPIRE program (Academic Success through Prevention, Intervention, Remediation and Enrichment)
- Continued classroom materials stipend for every eligible teacher
- Supplemental funding for struggling schools
- New buses

- Funding for state-required additional instructional time for certain elementary schools
- Continued funding for the School Health Technicians

The capital outlay budget for fiscal year 2023-2024 continues to be as aggressive as the funds allow. The following are some specific projects which are planned for this year:

- **Bay Haven Charter Academy:** Construction of Classroom Building
- **Bay High Batting Cage:** Construction of Batting Cage
- **Bay High School:** Furniture, Fixtures & Equipment (FFE) Building 1 Renovation Project
- **Buses:** Purchase of Nine New School Buses
- **Callaway Elementary School:** Construction of Classroom Building to include Furniture, Fixtures & Equipment (FFE)
- **Cedar Grove Elementary:** Furniture, Fixtures & Equipment (FFE) for new Cedar Grove Gym
- **Charter Schools:** Half-Cent Funds & LCI Funds Allocations
- **Deer Point Elementary:** Wall Panels for Cafeteria
- **Deane Bozeman School:** Construction of Classroom Building and Site Improvements
- **Elevator Code Compliance:** As needed
- **Haney Technical College:** Remainder of Furniture, Fixtures & Equipment (FFE) for new replacement building
- **Hiland Park Elementary School:** Construction of Classroom Building to include Furniture, Fixtures & Equipment (FFE)
- **HVAC Emergency Repairs:** As Needed
- **Land Purchases:** As Needed
- **Lawncare Services:** Districtwide
- **Lighting Upgrades:** Districtwide
- **Lucille Moore Elementary:** Campus-wide Renovation to include Furniture, Fixtures & Equipment (FFE)
- **Merritt Brown Middle School:** Construction of Classroom Building to include Furniture, Fixtures & Equipment (FFE)
- **Modular Classrooms:** Lease Payments; Relocation & Set-up As Needed
- **Mosley High School:** Furniture, Fixtures & Equipment (FFE) for newly renovated band-room
- **Mosley High School:** Furniture, Fixtures & Equipment (FFE) for new Outdoor Ed Classroom
- **Mowat:** Construction of New Cafeteria and Administration; Remodel Existing cafeteria and Administration into Clinic and Classrooms
- **Nelson Building:** Phase 1 Envelope Repairs
- **Northside Elementary School:** Furniture, Fixtures & Equipment (FFE) for new classroom building
- **Other Automobiles:** As Needed
- **Palm Bay Charter Academy:** Completion of Construction of Soccer Fields
- **Patronis Elementary School:** Furniture, Fixtures & Equipment (FFE) for Campus-wide Renovation
- **Rising Leaders Academy:** Bathroom Renovations
- **Roofing: Repairs and Maintenance:** As Needed
- **Rutherford Batting Cage:** Construction of batting cage
- **Safety and Security Projects & Equipment:** As Needed
- **Small & Preventive Projects:** This includes several small projects that require engineering and/or contracting such as inspections, fire alarms, site improvements, HVAC upgrades, flooring, lighting, painting, accessibility, hazardous materials, and athletic facilities. This appropriation also provides for the correction of deficiencies identified in the casualty sanitation, fire safety, and facility assessment inspection reports for all District facilities and for playground equipment.

- **Southport Elementary School:** Furniture, Fixtures, & Equipment (FFE) for new classroom building
- **Southport Elementary School Gym:** Construction of elementary gymnasium
- **Technology Support:** District-wide
- **Tommy Smith Elementary:** Campus-wide Renovation to include Furniture, Fixtures & Equipment (FFE)
- **Tommy Smith Elementary:** Furniture, Fixtures, & Equipment (FFE) for new classroom building
- **Tyndall Academy:** Conduct required Environmental Study of proposed location for new school
- **University Academy:** Site Work and Construction of P.E. Pavilion
- **West Bay Elementary School:** Construction of Classroom Building to include Furniture, Fixtures & Equipment (FFE)

### **Enrollment Trends**

District-wide enrollment is projected to be 27,874. Charter school enrollment is projected at 5,121 students or approximately 18% of the District's total enrollment. As a result, the Florida Education Finance Program (FEFP) passed through to charter schools for FY24 is expected to be approximately \$40.7 million.

### **Millage Rates and Property Values**

The taxable value of property in Bay County has increased by \$5.4 billion for fiscal year 2023-2024. Total millage assessed by the District is decreasing from 5.504 mills for FY23 to 5.483 mills for FY24. Of the 5.483 mills, 3.235 is Required Local Effort (RLE) set by the State in order to participate in the Florida Education Finance Program (FEFP). The portion controlled by the School Board includes 1.500 mills for capital improvement and .748 discretionary mills for the general fund.

### **Conclusion**

The District's Strategic Plan and initiatives are the main drivers of the budget development process and are balanced with existing funding constraints. All decision-making involved with the preparation of the Final budget has centered on targeting our limited resources to support the highest needs of our students.

As with any projection, this budget will change during the year as needs change and critical areas are identified. Budget amendments are submitted to the School Board for approval during the year in order to make the best use of available resources and to maximize opportunities for the students of Bay County. I hereby submit and recommend this budget to the Bay County School Board for fiscal year 2023-2024.

Sincerely,



Mark McQueen  
Superintendent



# *Principal Officials*

Final Fiscal Year 2023-2024


***Jerry Register***  
***District 1***

***Ann Leonard***  
***District 2***

***Chris Moore***  
***District 3***

***Winston Chester***  
***District 4***

***Steve Moss***  
***District 5***



***Mark McQueen***  
***Superintendent***


***Jim Loyed***  
***Executive Director Business Support***

***Gena Burgans***  
***Deputy Superintendent- Operational Services***

***Josh Balkom***  
***Acting Deputy Superintendent- Professional & Community Services***

***Denise Kelley***  
***Deputy Superintendent- Teaching & Learning***

# Bay District Schools Strategic Plan Scorecard



**BDS Mission:**

**We are a compassionate community dedicated to providing each student with pathways to success.**

**BDS Vision:**

**Teaching. Inspiring. Encouraging.**

<b>Focus Area</b>	<b>Strategic Goal</b>	<b>Key Performance Indicator (KPI)</b> <i>How are we going to measure success?</i>
<b>Whole Child</b>	Ensure each student is healthy, safe, supported, and engaged	Increase student attendance  Increase students' positive perceptions of classroom culture and school culture  Increase the use of district and community wellness resources  Decrease the number of discipline referrals resulting in out-of-school suspension
<b>Academic Excellence and Outstanding Achievement</b>	Provide each student with access to high-quality curriculum and instruction  Promote early literacy  Provide each student with multiple pathways to success	Increase the percentage of students achieving at grade level or above on assessments  Increase participation and performance in advanced and Career and Technical Education (CTE) pathways  Increase the district's graduation rate  Increase the number of high-performing schools as measured by the Department of Education
<b>Community Outreach and Engagement</b>	Enhance trust, pride, and engagement of families and community stakeholders in our school district	Increase the number of mentors supporting students in schools  Increase stakeholder participation in school events  Increase the number of community partnerships  Increase the total dollars raised by the Bay Education Foundation
<b>Exceptional Talent</b>	Recruit, develop, encourage, and retain a high-quality workforce	Increase the number of recruitment opportunities  Increase the effectiveness of job-embedded professional learning  Increase the use of district wellness resources  Increase the retention rate of highly-qualified staff  Improve employee perceptions of district and school culture
<b>Optimal Operations</b>	Maximize resources to support student needs	Increase the number of projects that occur on time and on/under budget  Increase access to technology for students and staff  Maintain the highest financial reporting standards  Ensure a high-quality and responsive customer service environment



## *Our District*

Final Fiscal Year 2023-2024

Bay District Schools was organized in accordance with the Florida State Constitution and Florida Statutes. Our district covers the same geographic areas as Bay County, Florida, which covers 1,033 square miles of which 758 are land and 275 are water. Bay County, Florida is located on the Gulf of Mexico, in the heart of Florida's Great Northwest. Panama City, the county seat and principle city of Bay County, is located 98 miles southwest of Tallahassee, 81 miles south of Dothan, AL, 103 miles east of Pensacola, 300 miles from Atlanta, 270 miles from Jacksonville, and 315 miles from New Orleans. Bay County is 36 miles wide and 44 miles long. Along with Panama City, there are seven other incorporated municipalities in the county: Callaway, Lynn Haven, Mexico Beach, Panama City Beach, Parker, and Springfield.

Management of the school district is independent of the County and local governments within the County. The County Tax Collector collects ad valorem taxes for the public schools, but exercises no control over the expenditures. The Bay District School Board is the governing body for public schools with broad financial responsibilities, including the approval of the annual budget, adoption of the school tax levy and the establishment of school board policy. The annual budget and accounting reports must be filed with the Florida Department of Education.

Aside from two military bases, Bay District Schools administers one of the largest budgets in the county. Members of the school board and the district staff continually develop and implement plans to manage available resources in a way that ensures a quality education for all students.

Bay school district includes 45 schools and centers and serves over 27,000 students. All schools are fully accredited by the Southern Association of Colleges and Schools.

Area schools provide a full range of programs and services for students, including elementary and secondary course offerings correlated to the Sunshine State Standards, plus a wide variety of magnet and vocational programs. A broad range of elective and extracurricular activities complement curricular programs.





# Budget

## Executive Summary

Final Fiscal Year 2023-2024

**Total Budget 2023-24: \$ 696,648,788**

**Total Budget 2022-23: \$ 607,969,313**

**General Fund Budget 2023-24: \$ 332,446,672**

**General Fund Budget 2022-23: \$ 313,131,301**

**General Fund Ending Fund Balance 2023-24: \$ 19,169,406**

	<b>2023-2024</b>	<b>2022-2023</b>	<b>Difference</b>
Projected Un-weighted FTE	27,874	26,279	1,595
Base Student Allocation	\$5,139.73	\$4,587.40	\$ 552.33
Required Local Effort Tax Millage	3.235	3.256	(0.021)
Discretionary Local Effort Tax Millage	0.748	0.748	0.000
<u>Capital Improvement Fund Tax Millage</u>	<u>1.500</u>	<u>1.500</u>	<u>0.000</u>
Total Tax Millage	5.483	5.504	(0.021)
Homeowner School Taxes (per \$50,000 value)	\$274.15	\$275.20	(\$ 1.05)

**BUDGET SUMMARY  
FISCAL YEAR 2023-2024**

**THE PROPOSED OPERATING BUDGET EXPENDITURES OF  
THE SCHOOL BOARD OF BAY COUNTY ARE 2.1%  
LESS THAN LAST YEAR'S TOTAL OPERATING EXPENDITURES**

**PROPOSED MILLAGE LEVIES SUBJECT TO 10-MILL CAP:**

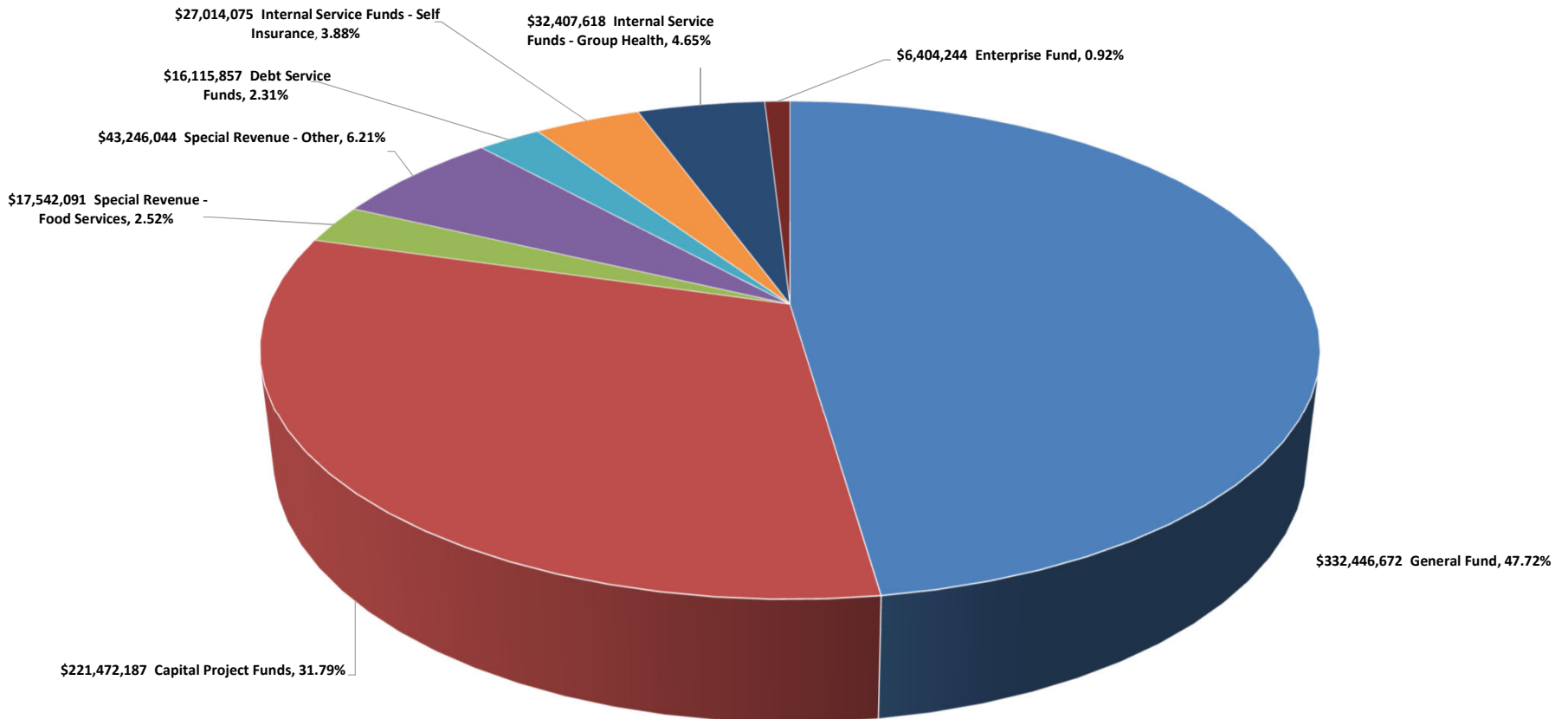
Required Local Effort (including Prior Period Funding Adjustment Millage)	3.2350	Discretionary Operating	0.7480	Operating or Capital Not to Exceed 2 years	0.0000
Local Capital Improvement (Capital Outlay)	1.5000			Debt Service	0.0000
Discretionary Capital Improvement	0.0000	Additional Millage Not to Exceed 4 Years (Operating)	0.0000	<b>TOTAL MILLAGE:</b>	<b>5.4830</b>

<b>ESTIMATED REVENUES:</b>	<b>GENERAL FUND</b>	<b>SPECIAL REVENUE</b>	<b>DEBT SERVICE</b>	<b>CAPITAL PROJECTS</b>	<b>ENTERPRISE FUNDS</b>	<b>INTERNAL SERVICE</b>	<b>TOTAL ALL FUNDS</b>
Federal Sources	\$ 1,334,790	\$ 51,666,294					\$ 53,001,084
State Sources	123,671,353	110,000		6,275,078			130,056,431
Local Sources	123,856,725	997,000		74,487,080	2,550,000	32,976,645	234,867,450
<b>TOTAL SOURCES</b>	<b>248,862,868</b>	<b>52,773,294</b>		<b>80,762,158</b>	<b>2,550,000</b>	<b>32,976,645</b>	<b>417,924,965</b>
Transfers In	4,446,733		16,103,149			6,141,483	26,691,365
Fund Balance/Net Position	79,137,071	8,014,841	12,708	140,710,029	3,854,244	20,303,565	252,032,458
<b>TOTAL REVENUE, TRANSFERS, AND FUND BALANCES/NET POSITION</b>	<b>\$ 332,446,672</b>	<b>\$ 60,788,135</b>	<b>\$ 16,115,857</b>	<b>\$ 221,472,187</b>	<b>\$ 6,404,244</b>	<b>\$ 59,421,693</b>	<b>\$ 696,648,788</b>
<b>APPROPRIATIONS/EXPENDITURES</b>							
Instruction	\$ 194,906,616	\$ 20,165,465					\$ 215,072,081
Pupil Personnel Services	10,997,453	7,892,218					18,889,671
Instructional Media Services	2,477,141	213,778					2,690,919
Instructional & Curriculum Development Services	3,210,854	1,141,369					4,352,223
Instructional Staff Training Services	1,798,342	2,572,733			1,033,646		5,404,721
Instructional Related Technology	1,670	234,418					236,088
School Board	1,002,141	29					1,002,170
General Administration	6,691,657	827,401					7,519,058
School Administration	16,533,690	399,828					16,933,518
Facilities Acquisition & Construction	25,889,631	7,716,116		195,544,355			229,150,102
Fiscal Services	2,144,367	6,371					2,150,738
Food Services	0	9,479,502					9,479,502
Central Services	1,910,946	152,549			1,386,951	39,482,026	42,932,472
Pupil Transportation Services	9,330,944	657,379					9,988,323
Operation of Plant	21,924,984	814,208					22,739,192
Maintenance of Plant	5,717,702	390,627					6,108,329
Administrative Technology Services	4,546,146	19,209					4,565,355
Community Services	2,929,449	32,126					2,961,575
Debt Service			16,103,149				16,103,149
<b>TOTAL APPROPRIATIONS/ EXPENDITURES</b>	<b>\$ 312,013,733</b>	<b>\$ 52,715,326</b>	<b>\$ 16,103,149</b>	<b>\$ 195,544,355</b>	<b>\$ 2,420,597</b>	<b>\$ 39,482,026</b>	<b>\$ 618,279,186</b>
Transfers Out	1,263,533			25,427,832			26,691,365
Fund Balances/Net Position	19,169,406	8,072,809	12,708	500,000	3,983,647	19,939,667	51,678,237
<b>TOTAL APPROPRIATIONS/EXPENDITURES, TRANSFERS &amp; FUND BALANCES/NET POSITION</b>	<b>\$ 332,446,672</b>	<b>\$ 60,788,135</b>	<b>\$ 16,115,857</b>	<b>\$ 221,472,187</b>	<b>\$ 6,404,244</b>	<b>\$ 59,421,693</b>	<b>\$ 696,648,788</b>

THE TENTATIVE, ADOPTED, AND/OR FINAL BUDGETS ARE ON FILE IN THE OFFICE OF THE ABOVE MENTIONED TAXING AUTHORITY AS A PUBLIC RECORD.

# 2023-2024

## PERCENTAGE OF INDIVIDUAL FUNDS TO TOTAL



- \$332,446,672 General Fund
- \$221,472,187 Capital Project Funds
- \$17,542,091 Special Revenue - Food Services
- \$43,246,044 Special Revenue - Other
- \$16,115,857 Debt Service Funds
- \$27,014,075 Internal Service Funds - Self Insurance
- \$32,407,618 Internal Service Funds - Group Health
- \$6,404,244 Enterprise Fund



# Facts at a Glance

Final Fiscal Year 2023-2024

## Schools

High Schools	3
Alternative High School	1
Middle Schools	4
Elementary Schools	17
6-12 School	1
K-8 School	2
K-12 School	1
Special Purpose Schools	3
Adult/Technical Schools	1
Charter Schools	12
<b>Total Number of Schools</b>	<b>45</b>

## Students

Enrollment All Students	27,874
<i>Includes pre-K, adult and other students served</i>	
African-American	14.1%
Caucasian	62.9%
Hispanic	13.1 %
Other Minority	9.9%

## Food Service/Chartwells

Breakfasts served daily	4,567
Lunches served daily	10,445
Total meals served daily	15,012

Summer Food Program	
Breakfast	27,582
Lunch	35,901
Percentage free/reduced meals	70.56%

## Transportation

Total students transported daily:	7,982
Miles traveled yearly (avg.):	1,018,683
Number of buses:	98

## District Academic Achievement

For 2022-2023 School Year Scores:

- Class of 2022 Seniors passed 417 AP exams
- BDS High School students passed 1,723 AP exams
- BDS High School students passed 800 International Baccalaureate exams
- BDS High School students earned 6 International Baccalaureate diplomas
- BDS High School students passed 758 AICE exams
- BDS High School students earned 39 AICE diplomas



# Budgetary Funds

Final Year 2023-2024

The District's annual budget is made up of six different funds. Each fund has a distinct and separate purpose. A fund is defined as a fiscal and accounting entity with a self-balancing set of accounts recording cash and other financial resources. The following funds are included in this budget document:

**General Funds** The General Fund is the fund used to account for all financial resources except those required to be accounted for in another fund. The General Fund consists primarily of the funds required to run the day-to-day operations of the school district. This includes most teacher salaries, administrative and support personnel salaries, ordinary maintenance of facilities, transportation, and administration. The District receives State dollars for each child enrolled in the school system, so changes in the student population mean a change in dollars available and in the operating budget. This fund also includes all revenue and expenses associated with Hurricane Michael. (District General Operating and State Grant expenditures are in this fund.)

**Special Revenue Funds** Special Revenue Funds are used to account for and report the proceeds of specific revenue sources that are restricted or committed to expenditures for specified purposes other than debt service or capital projects. Use of Special Revenue Funds is required only when legally mandated. In Florida School Districts, Special Revenue Funds account for the grants the district receives from the Federal government, as well as the operations of the school food service program. This fund also includes all revenue and expenses associated with the CARES Act (Coronavirus Aid, Relief, and Economic Security), CRRSA Act (Coronavirus Response and Relief Supplemental Appropriations), and ARP Act (American Rescue Plan).

**Capital Projects Funds** Capital Projects Funds were created to account for financial resources to be used for the acquisition of major capital facilities. The funds are used for the construction of new buildings and renovation of existing buildings, but not for ordinary building maintenance. (Example: Capital Projects expenditures are in this fund.)

**Debt Service Funds** Debt Service Funds are established to account for the accumulation of resources for, and the payment of, general long-term debt principal and interest on borrowed funds which were used to renovate facilities or build new schools. (District Long-Term Debt Service expenditures are in these funds.)

**Internal Service Funds** Funds provided to account for the financing of goods or services provided by one department or agency to other departments or agencies of the governmental unit, or to other governmental units, on a cost reimbursement basis. (Example: Self Insurance Program expenditures and Group Health are in this fund.)

**Enterprise Funds** Funds established to account for any activity for which a fee is charged to external users for goods and services. (Example: Beacon Learning Center expenditures are in this fund.)

# Description of Functional Activities

**Function means the action or purpose for which a person or thing is used or exists. Function includes the activities or actions which are performed to accomplish the objectives of the enterprise.**

## **Function 5100 Basic (FEFP K-12)**

The Basic Program is that part of the school board's Full-Time Equivalent (FTE) eligible instructional program which is not identified as Special Programs for Exceptional Students, Career Education or Adult General Education. Programs for Students at Risk and English for Speakers of Other Languages are included in this function.

## **Function 5200 Exceptional**

Programs for exceptional student education are determined by law. Criteria for each program is specified by State Board of Education Rule. This function includes Prekindergarten ESE programs.

## **Function 5300 Career Education**

Career Education programs are established by law with program criteria established through State Board of Education Rule. All career education courses are categorized into programs established by the Legislature.

## **Function 5400 Adult General**

Includes all Adult General course offerings, including GED courses and testing.

## **Function 5500 Pre-Kindergarten**

Prekindergarten program expenditures including voluntary prekindergarten.

## **Function 5900 Other Instruction**

Instruction not qualifying for FEFP funding; such as instruction provided in recreation and leisure courses, Lifelong Learning programs or Adults with Disabilities programs.

## **Function 6100 Student Support Services**

Those activities which are designed to assess and improve the well-being of students and to supplement the teaching process.

## **Function 6200 Instructional Media Services**

Consists of those activities concerned with the use of all teaching and learning resources, including hardware and content materials. Educational Media are defined as any devices, content materials, methods, or experiences used for teaching and learning purposes. These include printed and non-printed sensory materials. Included are school media centers (school libraries) and central media center operations. Routine repair and maintenance of audio-visual equipment should be coded to this function.

## **Function 6300 Instruction and Curriculum Development Services**

Activities designed to aid teachers in developing the curriculum, preparing and utilizing special curriculum materials, and understanding and appreciating the various techniques which stimulate and motivate students. Included in this function are the following instructional support specialists: primary, technology, learning resource, and behavioral.

### **Function 6400 Instructional Staff Training Services**

Activities designed to contribute to the professional or occupational growth and competence of members of the instructional staff (defined in Rule 6A-1.051, FAC) during the time of their service to the school board or school.

### **Function 6500 Instructional Related Technology**

Technology activities and services for the purpose of supporting instruction. These activities include expenditures for internal technology support as well as support provided by external vendors using operating funds. These activities include costs associated with the administrations supervision of technology personnel, systems planning and analysis, systems application development, system operations, network support services, hardware maintenance and support services, and other technology-related costs that are related to the support of instructional activities. Specifically, costs associated with the operation and support of computer learning labs, media center computer labs, instructional technology center instructional networks and similar operations should be captured in this code.

### **Function 7100 Board**

Consists of the activities of the elected or appointed body which has been created according to state law and vested with responsibilities for educational activities in a given administrative unit. Also included here are expenses of Board Attorney and other legal services, independent auditors, internal auditors that report directly to the Board, negotiators, lobbyists, etc..

### **Function 7200 General Administration (Superintendent's Office)**

Consists of those activities performed by the superintendent and assistant superintendents in general direction and management of all affairs of the school system. This includes all personnel and materials in the office of the superintendent.

### **Function 7300 School Administration (Office of the Principal)**

Consists of those activities concerned with directing and managing the operation of a particular school. It includes the activities performed by the principal, assistant principal, and other assistants in general supervision of all operations of the school, evaluations of staff members of the school, assignment of duties to staff members, supervision and maintenance of the records of the school, and coordination of school instructional activities with instructional activities of the school system. Includes clerical staff for these activities.

### **Function 7400 Facilities Acquisition and Construction**

Consists of those activities concerned with the acquisition of land and buildings, construction of buildings and additions, initial installation or extension of service systems and other built-in equipment and improvements to sites.

### **Function 7500 Fiscal Services**

Consists of those activities concerned with fiscal operation of the school system. This function includes budgeting, receiving and disbursing cash, financial accounting, payroll, inventory control, and internal auditing.

### **Function 7600 Food Services**

Consists of those activities concerned with providing food to students and staff in a school or school system. This function includes the preparation and serving of regular and incidental meals, lunches, or snacks in connection with school activities and the delivery of food. Food purchased and served outside the district's defined Food Services program are to be charged to as a purchased service of the applicable function.



### **Function 7700 Central Services**

Activities other than general administration, which support each of the other instructional and supporting services programs.

### **Function 7800 Student Transportation Services**

Activities associated with the transportation of students to and from school activities, either between home and school, from school to school or on trips for curricular or co-curricular activities. Expenditures for the administration of student transportation services are recorded under these accounts, together with other student transportation expenses.

### **Function 7900 Operation of Plant**

Consists of activities concerned with keeping the physical plant open and ready for use. Major components of this function are utilities, including telephone service, custodial costs, and insurance costs associated with school buildings. Includes cleaning, disinfecting, heating, moving furniture, caring for grounds, school crossing guards, security and other such activities that are performed on a daily, weekly, monthly or seasonal basis. Operation of plant does not encompass repairs and replacements of facilities and equipment. Custodians may do "light" maintenance tasks, but should be coded to function 7900.

### **Function 8100 Maintenance of Plant**

Consists of activities that are concerned with keeping the grounds, buildings and equipment at an acceptable level of efficiency through repairs or preventative maintenance.

### **Function 8200 Administrative Technology Services**

Technology activities that support the school district's information technology systems, including support of the administrative networks, maintenance of administrative information systems and administrative and managerial data processing. These activities include expenditures for internal technology support, as well as support provided by external vendors using operating funds. These activities include costs associated with the administration and supervision of technology personnel, system planning and analysis, systems application development, systems operations, network support services, hardware maintenance and support services and other technology-related administrative costs.

### **Function 9100 Community Services**

Community services consist of those activities that are not related to providing education for students in a school system. These include services provided by the school system for the community as a whole or some segment of the community, such as community recreation programs, civic activities, public libraries, programs of custody and care of children, and community welfare activities.

### **Function 9200 Debt Service**

Expenditures for the issuance and retirement of debt and expenditures for interest on debt including interest on current loans.

### **Function 9700 Transfer of Funds**

These are budgeted transactions which withdraw money from one fund and place it in another fund within the same government reporting entity.

# **SUMMARY BUDGET**

**SUMMARY BUDGET  
REQUIRED BY FLORIDA  
DEPARTMENT OF EDUCATION**

SECTION I. ASSESSMENT AND MILLAGE LEVIES

A. Certified Taxable Value of Property in County by Property Appraiser		30,893,805,547.00
B. Millage Levies on Nonexempt Property:		
	DISTRICT MILLAGE LEVIES	
	Nonvoted	Voted
	Total	
1. Required Local Effort	3.2350	
2. Prior-Period Funding Adjustment Millage		0.0000
3. Discretionary Operating	0.7480	
4. Additional Operating		0.0000
5. Additional Capital Improvement		0.0000
6. Local Capital Improvement	1.5000	
7. Discretionary Capital Improvement		0.0000
8. Debt Service		0.0000
TOTAL MILLS	5.4830	0.0000
		5.4830

**DISTRICT SCHOOL BOARD OF BAY COUNTY  
DISTRICT SUMMARY BUDGET  
For Fiscal Year Ending June 30, 2024**

**SECTION II. GENERAL FUND - FUND 100**

Page 2

	Account Number	
<b>ESTIMATED REVENUES</b>		
<i>FEDERAL:</i>		
Federal Impact, Current Operations	3121	250,000.00
Reserve Officers Training Corps (ROTC)	3191	334,790.00
Miscellaneous Federal Direct	3199	
Total Federal Direct	3100	584,790.00
<i>FEDERAL THROUGH STATE AND LOCAL:</i>		
Medicaid	3202	750,000.00
National Forest Funds	3255	
Federal Through Local	3280	
Miscellaneous Federal Through State	3299	
Total Federal Through State and Local	3200	750,000.00
<i>STATE:</i>		
Florida Education Finance Program (FEFP)	3310	90,324,434.00
Workforce Development	3315	3,009,151.00
Workforce Development Capitalization Incentive Grant	3316	
Workforce Education Performance Incentives	3317	
Adults With Disabilities	3318	
CO&DS Withheld for Administrative Expenditure	3323	14,255.00
Diagnostic and Learning Resources Centers	3335	
Sales Tax Distribution (s. 212.20(6)(d)6.a., F.S.)	3341	250,000.00
State Forest Funds	3342	
State License Tax	3343	68,000.00
District Discretionary Lottery Funds	3344	
Class Size Reduction Operating Funds	3355	27,794,083.00
Florida School Recognition Funds	3361	
Voluntary Prekindergarten Program (VPK)	3371	1,981,815.00
Preschool Projects	3372	
Reading Programs	3373	
Full-Service Schools Program	3378	
State Through Local	3380	
Other Miscellaneous State Revenues	3399	229,615.00
Total State	3300	123,671,353.00
<i>LOCAL:</i>		
District School Taxes	3411	118,128,027.00
Tax Redemptions	3421	
Payment in Lieu of Taxes	3422	
Excess Fees	3423	
Tuition	3424	
Lease Revenue	3425	
Investment Income	3430	2,000,000.00
Gifts, Grants and Bequests	3440	74,415.00
Interest Income - Leases	3445	
Adult General Education Course Fees	3461	
Postsecondary Career Certificate and Applied Technology Diploma	3462	
Continuing Workforce Education Course Fees	3463	
Capital Improvement Fees	3464	
Postsecondary Lab Fees	3465	
Lifelong Learning Fees	3466	
GED® Testing Fees	3467	
Financial Aid Fees	3468	
Other Student Fees	3469	
Preschool Program Fees	3471	
Prekindergarten Early Intervention Fees	3472	
School-Age Child Care Fees	3473	2,829,283.00
Other Schools, Courses and Classes Fees	3479	
Miscellaneous Local Sources	3490	825,000.00
Total Local	3400	123,856,725.00
<b>TOTAL ESTIMATED REVENUES</b>		<b>248,862,868.00</b>
<b>OTHER FINANCING SOURCES:</b>		
Loans	3720	
Sale of Capital Assets	3730	
Loss Recoveries	3740	
<i>Transfers In:</i>		
From Debt Service Funds	3620	
From Capital Projects Funds	3630	4,446,733.00
From Special Revenue Funds	3640	
From Permanent Funds	3660	
From Internal Service Funds	3670	
From Enterprise Funds	3690	
Total Transfers In	3600	4,446,733.00
<b>TOTAL OTHER FINANCING SOURCES</b>		<b>4,446,733.00</b>
Fund Balance, July 1, 2023	2800	79,137,071.00
<b>TOTAL ESTIMATED REVENUES, OTHER FINANCING SOURCES AND FUND BALANCE</b>		<b>332,446,672.00</b>

DISTRICT SCHOOL BOARD OF BAY COUNTY  
DISTRICT SUMMARY BUDGET  
For Fiscal Year Ending June 30, 2024

SECTION II. GENERAL FUND - FUND 100 (Continued)

APPROPRIATIONS	Account Number	Totals	Salaries 100	Employee Benefits 200	Purchased Services 300	Energy Services 400	Materials and Supplies 500	Capital Outlay 600	Other 700
Instruction	5000	194,906,616.00	93,960,788.00	32,545,134.00	42,841,650.00	1,306.00	18,289,559.00	1,543,457.00	5,724,722.00
Student Support Services	6100	10,997,453.00	6,784,996.00	2,357,160.00	142,675.00	0.00	1,641,348.00	14,482.00	56,792.00
Instructional Media Services	6200	2,477,141.00	1,552,590.00	508,076.00	41,428.00	0.00	26,941.00	328,392.00	19,714.00
Instruction and Curriculum Development Services	6300	3,210,854.00	2,118,977.00	757,517.00	193,389.00	0.00	110,912.00	14,309.00	15,750.00
Instructional Staff Training Services	6400	1,798,342.00	1,131,535.00	374,817.00	231,015.00	0.00	29,402.00	4,000.00	27,573.00
Instruction-Related Technology	6500	1,670.00	0.00	0.00	31.00	0.00	1,639.00	0.00	0.00
Board	7100	1,002,141.00	248,415.00	233,726.00	486,500.00	0.00	5,500.00	3,000.00	25,000.00
General Administration	7200	6,691,657.00	826,026.00	354,983.00	5,456,128.00	0.00	23,260.00	4,850.00	26,410.00
School Administration	7300	16,533,690.00	12,027,417.00	4,149,896.00	141,783.00	0.00	102,913.00	85,491.00	26,190.00
Facilities Acquisition and Construction	7400	25,889,631.00	868,794.00	364,032.00	101,000.00	0.00	11,300.00	24,544,205.00	300.00
Fiscal Services	7500	2,144,367.00	1,404,342.00	542,846.00	128,252.00	17,091.00	32,256.00	8,380.00	11,200.00
Food Service	7600	0.00	0.00	0.00	0.00	0.00	0.00	0.00	0.00
Central Services	7700	1,910,946.00	1,227,613.00	493,596.00	68,783.00	3,000.00	42,825.00	32,518.00	42,611.00
Student Transportation Services	7800	9,330,944.00	4,260,217.00	2,371,844.00	1,229,022.00	1,006,218.00	368,743.00	21,900.00	73,000.00
Operation of Plant	7900	21,924,984.00	4,320,810.00	2,668,324.00	4,607,813.00	8,902,934.00	1,302,981.00	109,601.00	12,521.00
Maintenance of Plant	8100	5,717,702.00	2,632,413.00	1,474,138.00	483,520.00	197,776.00	753,865.00	170,490.00	5,500.00
Administrative Technology Services	8200	4,546,146.00	1,967,900.00	725,326.00	1,599,618.00	875.00	30,719.00	218,708.00	3,000.00
Community Services	9100	2,929,449.00	2,070,115.00	546,014.00	80,058.00	0.00	73,517.00	39,745.00	120,000.00
Debt Service	9200	0.00							
Other Capital Outlay	9300	0.00							
<b>TOTAL APPROPRIATIONS</b>		<b>312,013,733.00</b>	<b>137,402,948.00</b>	<b>50,467,429.00</b>	<b>57,832,665.00</b>	<b>10,129,200.00</b>	<b>22,847,680.00</b>	<b>27,143,528.00</b>	<b>6,190,283.00</b>
<b>OTHER FINANCING USES:</b>									
<i>Transfers Out: (Function 9700)</i>									
To Debt Service Funds	920								
To Capital Projects Funds	930								
To Special Revenue Funds	940								
To Permanent Funds	960								
To Internal Service Funds	970	1,263,533.00							
To Enterprise Funds	990								
Total Transfers Out	9700	1,263,533.00							
<b>TOTAL OTHER FINANCING USES</b>		<b>1,263,533.00</b>							
Nonspendable Fund Balance, June 30, 2024	2710								
Restricted Fund Balance, June 30, 2024	2720								
Committed Fund Balance, June 30, 2024	2730								
Assigned Fund Balance, June 30, 2024	2740								
Unassigned Fund Balance, June 30, 2024	2750	19,169,406.00							
<b>TOTAL ENDING FUND BALANCE</b>	<b>2700</b>	<b>19,169,406.00</b>							
<b>TOTAL APPROPRIATIONS, OTHER FINANCING USES AND FUND BALANCE</b>		<b>332,446,672.00</b>							

**DISTRICT SCHOOL BOARD OF BAY COUNTY  
DISTRICT SUMMARY BUDGET  
For Fiscal Year Ending June 30, 2024**

**SECTION III. SPECIAL REVENUE FUNDS - FOOD SERVICES - FUND 410**

<b>ESTIMATED REVENUES</b>	Account Number	
<i>FEDERAL DIRECT:</i>		
Miscellaneous Federal Direct	3199	
<b>Total Federal Direct</b>	3100	0.00
<i>FEDERAL THROUGH STATE AND LOCAL:</i>		
National School Lunch Act	3260	7,820,250.00
USDA-Donated Commodities	3265	600,000.00
Federal Through Local	3280	
Miscellaneous Federal Through State	3299	
<b>Total Federal Through State and Local</b>	3200	8,420,250.00
<i>STATE:</i>		
School Breakfast Supplement	3337	45,000.00
School Lunch Supplement	3338	65,000.00
State Through Local	3380	
Other Miscellaneous State Revenues	3399	
<b>Total State</b>	3300	110,000.00
<i>LOCAL:</i>		
Investment Income	3430	75,000.00
Gifts, Grants and Bequests	3440	
Food Service	3450	922,000.00
Other Miscellaneous Local Sources	3495	
<b>Total Local</b>	3400	997,000.00
<b>TOTAL ESTIMATED REVENUES</b>		9,527,250.00
<b>OTHER FINANCING SOURCES:</b>		
Loans	3720	
Sale of Capital Assets	3730	
Loss Recoveries	3740	
<i>Transfers In:</i>		
From General Fund	3610	
From Debt Service Funds	3620	
From Capital Projects Funds	3630	
Interfund	3650	
From Permanent Funds	3660	
From Internal Service Funds	3670	
From Enterprise Funds	3690	
<b>Total Transfers In</b>	3600	0.00
<b>TOTAL OTHER FINANCING SOURCES</b>		0.00
Fund Balance, July 1, 2023	2800	8,014,841.00
<b>TOTAL ESTIMATED REVENUES, OTHER FINANCING SOURCES AND FUND BALANCE</b>		17,542,091.00

**DISTRICT SCHOOL BOARD OF BAY COUNTY  
DISTRICT SUMMARY BUDGET  
For Fiscal Year Ending June 30, 2024**

**SECTION III. SPECIAL REVENUE FUNDS - FOOD SERVICES -  
FUND 410 (Continued)**

	Account Number	
<b>APPROPRIATIONS</b>		
<i>Food Services: (Function 7600)</i>		
Salaries	100	344,427.00
Employee Benefits	200	130,909.00
Purchased Services	300	7,489,891.00
Energy Services	400	373,600.00
Materials and Supplies	500	633,879.00
Capital Outlay	600	244,576.00
Other	700	252,000.00
Capital Outlay <i>(Function 9300)</i>	600	
<b>TOTAL APPROPRIATIONS</b>		<b>9,469,282.00</b>
<b>OTHER FINANCING USES:</b>		
<i>Transfers Out (Function 9700)</i>		
To General Fund	910	
To Debt Service Funds	920	
To Capital Projects Funds	930	
Interfund	950	
To Permanent Funds	960	
To Internal Service Funds	970	
To Enterprise Funds	990	
Total Transfers Out	9700	0.00
<b>TOTAL OTHER FINANCING USES</b>		<b>0.00</b>
Nonspendable Fund Balance, June 30, 2024	2710	
Restricted Fund Balance, June 30, 2024	2720	8,072,809.00
Committed Fund Balance, June 30, 2024	2730	
Assigned Fund Balance, June 30, 2024	2740	
Unassigned Fund Balance, June 30, 2024	2750	
<b>TOTAL ENDING FUND BALANCE</b>	<b>2700</b>	<b>8,072,809.00</b>
<b>TOTAL APPROPRIATIONS, OTHER FINANCING USES AND FUND BALANCE</b>		<b>17,542,091.00</b>

**DISTRICT SCHOOL BOARD OF BAY COUNTY  
DISTRICT SUMMARY BUDGET  
For Fiscal Year Ending June 30, 2024**

**SECTION IV. SPECIAL REVENUE FUNDS - OTHER FEDERAL PROGRAMS - FUND 420**

	Account Number	
<b>ESTIMATED REVENUES</b>		
<i>FEDERAL DIRECT:</i>		
Head Start	3130	
Workforce Innovation and Opportunity Act	3170	
Community Action Programs	3180	
Reserve Officers Training Corps (ROTC)	3191	
Pell Grants	3192	
Miscellaneous Federal Direct	3199	
Total Federal Direct	3100	0.00
<i>FEDERAL THROUGH STATE AND LOCAL:</i>		
Career and Technical Education	3201	119,097.00
Medicaid	3202	
Workforce Innovation and Opportunity Act	3220	
Teacher and Principal Training and Recruiting - Title II, Part A	3225	
Math and Science Partnerships - Title II, Part B	3226	460,428.00
Individuals with Disabilities Education Act (IDEA)	3230	1,548,851.00
Elementary and Secondary Education Act, Title I	3240	2,203,589.00
Language Instruction - Title III	3241	
Twenty-First Century Schools - Title IV	3242	
Federal Through Local	3280	
Miscellaneous Federal Through State	3299	2,402,811.00
Total Federal Through State And Local	3200	6,734,776.00
<i>STATE:</i>		
State Through Local	3380	
Other Miscellaneous State Revenues	3399	
Total State	3300	0.00
<i>LOCAL:</i>		
Investment Income	3430	
Gifts, Grants and Bequests	3440	
Adult General Education Course Fees	3461	
Other Miscellaneous Local Sources	3495	
Total Local	3400	0.00
<b>TOTAL ESTIMATED REVENUES</b>		<b>6,734,776.00</b>
<b>OTHER FINANCING SOURCES:</b>		
Loans	3720	
Sale of Capital Assets	3730	
Loss Recoveries	3740	
<i>Transfers In:</i>		
From General Fund	3610	
From Debt Service Funds	3620	
From Capital Projects Funds	3630	
Interfund	3650	
From Permanent Funds	3660	
From Internal Service Funds	3670	
From Enterprise Funds	3690	
Total Transfers In	3600	0.00
<b>TOTAL OTHER FINANCING SOURCES</b>		<b>0.00</b>
Fund Balance, July 1, 2023	2800	
<b>TOTAL ESTIMATED REVENUES, OTHER FINANCING SOURCES AND FUND BALANCE</b>		<b>6,734,776.00</b>



DISTRICT SCHOOL BOARD OF BAY COUNTY  
DISTRICT SUMMARY BUDGET  
For Fiscal Year Ending June 30, 2024

SECTION IV. SPECIAL REVENUE FUNDS - OTHER FEDERAL PROGRAMS - FUND 420 (Continued)

APPROPRIATIONS	Account Number	Totals	Salaries 100	Employee Benefits 200	Purchased Services 300	Energy Services 400	Materials and Supplies 500	Capital Outlay 600	Other 700
Instruction	5000	2,916,299.00	1,705,218.00	717,296.00	184,149.00		239,796.00	28,900.00	40,940.00
Student Support Services	6100	2,286,200.00	1,387,530.00	572,100.00	73,067.00	1,924.00	178,485.00	48,666.00	24,428.00
Instructional Media Services	6200	10,596.00	7,841.00	2,570.00				185.00	
Instruction and Curriculum Development Services	6300	512,180.00	240,128.00	156,472.00	84,934.00		18,655.00	11,991.00	0.00
Instructional Staff Training Services	6400	701,433.00	177,022.00	41,996.00	364,269.00		9,548.00		108,598.00
Instruction-Related Technology	6500	0.00							
Board	7100	0.00							
General Administration	7200	190,245.00							190,245.00
School Administration	7300	0.00							
Facilities Acquisition and Construction	7400	0.00							
Fiscal Services	7500	0.00							
Food Services	7600	0.00							
Central Services	7700	15,793.00	13,015.00	1,578.00	1,200.00				
Student Transportation Services	7800	102,030.00			22,086.00	383.00	385.00		79,176.00
Operation of Plant	7900	0.00							
Maintenance of Plant	8100	0.00							
Administrative Technology Services	8200	0.00							
Community Services	9100	0.00							
Other Capital Outlay	9300	0.00							
<b>TOTAL APPROPRIATIONS</b>		6,734,776.00	3,530,754.00	1,492,012.00	729,705.00	2,307.00	446,869.00	89,742.00	443,387.00
<b>OTHER FINANCING USES:</b>									
<i>Transfers Out: (Function 9700)</i>									
To General Fund	910								
To Debt Service Funds	920								
To Capital Projects Funds	930								
Interfund	950								
To Permanent Funds	960								
To Internal Service Funds	970								
To Enterprise Funds	990								
Total Transfers Out	9700	0.00							
<b>TOTAL OTHER FINANCING USES</b>		0.00							
Nonspendable Fund Balance, June 30, 2024	2710								
Restricted Fund Balance, June 30, 2024	2720								
Committed Fund Balance, June 30, 2024	2730								
Assigned Fund Balance, June 30, 2024	2740								
Unassigned Fund Balance, June 30, 2024	2750								
<b>TOTAL ENDING FUND BALANCE</b>	2700	0.00							
<b>TOTAL APPROPRIATIONS, OTHER FINANCING USES AND FUND BALANCE</b>		6,734,776.00							

**DISTRICT SCHOOL BOARD OF BAY COUNTY  
DISTRICT SUMMARY BUDGET  
For Fiscal Year Ending June 30, 2024**

**SECTION V. SPECIAL REVENUE FUNDS - ELEMENTARY AND SECONDARY SCHOOL  
EMERGENCY RELIEF (ESSER) - FUND 441**

<b>ESTIMATED REVENUES</b>	<b>Account Number</b>	
<i>FEDERAL DIRECT:</i>		
Miscellaneous Federal Direct	3199	
<b>Total Federal Direct</b>	<b>3100</b>	<b>0.00</b>
<i>FEDERAL THROUGH STATE AND LOCAL:</i>		
Education Stabilization Funds - K-12	3271	
Federal Through Local	3280	
Miscellaneous Federal Through State	3299	
<b>Total Federal Through State And Local</b>	<b>3200</b>	<b>0.00</b>
<i>LOCAL:</i>		
Other Miscellaneous Local Sources	3495	
<b>Total Local</b>	<b>3400</b>	<b>0.00</b>
<b>TOTAL ESTIMATED REVENUES</b>		<b>0.00</b>
<b>OTHER FINANCING SOURCES:</b>		
<i>Transfers In:</i>		
From General Fund	3610	
From Debt Service Funds	3620	
From Capital Projects Funds	3630	
Interfund	3650	
From Permanent Funds	3660	
From Internal Service Funds	3670	
From Enterprise Funds	3690	
<b>Total Transfers In</b>	<b>3600</b>	<b>0.00</b>
<b>TOTAL OTHER FINANCING SOURCES</b>		<b>0.00</b>
Fund Balance, July 1, 2023	2800	
<b>TOTAL ESTIMATED REVENUES, OTHER FINANCING SOURCES AND FUND BALANCE</b>		<b>0.00</b>

DISTRICT SCHOOL BOARD OF BAY COUNTY  
DISTRICT SUMMARY BUDGET  
For Fiscal Year Ending June 30, 2024

SECTION V. SPECIAL REVENUE FUNDS - ELEMENTARY AND SECONDARY SCHOOL EMERGENCY RELIEF (ESSER) - FUND 441 (Continued)

APPROPRIATIONS	Account Number	Totals	Salaries 100	Employee Benefits 200	Purchased Services 300	Energy Services 400	Materials and Supplies 500	Capital Outlay 600	Other 700
Instruction	5000	0.00							
Student Support Services	6100	0.00							
Instructional Media Services	6200	0.00							
Instruction and Curriculum Development Services	6300	0.00							
Instructional Staff Training Services	6400	0.00							
Instruction-Related Technology	6500	0.00							
Board	7100	0.00							
General Administration	7200	0.00							
School Administration	7300	0.00							
Facilities Acquisition and Construction	7400	0.00							
Fiscal Services	7500	0.00							
Food Services	7600	0.00							
Central Services	7700	0.00							
Student Transportation Services	7800	0.00							
Operation of Plant	7900	0.00							
Maintenance of Plant	8100	0.00							
Administrative Technology Services	8200	0.00							
Community Services	9100	0.00							
Other Capital Outlay	9300	0.00							
<b>TOTAL APPROPRIATIONS</b>		<b>0.00</b>	<b>0.00</b>	<b>0.00</b>	<b>0.00</b>	<b>0.00</b>	<b>0.00</b>	<b>0.00</b>	<b>0.00</b>
<b>OTHER FINANCING USES:</b>									
<i>Transfers Out: (Function 9700)</i>									
To General Fund	910								
To Debt Service Funds	920								
To Capital Projects Funds	930								
Interfund	950								
To Permanent Funds	960								
To Internal Service Funds	970								
To Enterprise Funds	990								
Total Transfers Out	9700	0.00							
<b>TOTAL OTHER FINANCING USES</b>		<b>0.00</b>							
Nonspendable Fund Balance, June 30, 2024	2710								
Restricted Fund Balance, June 30, 2024	2720								
Committed Fund Balance, June 30, 2024	2730								
Assigned Fund Balance, June 30, 2024	2740								
Unassigned Fund Balance, June 30, 2024	2750								
<b>TOTAL ENDING FUND BALANCE</b>	<b>2700</b>	<b>0.00</b>							
<b>TOTAL APPROPRIATIONS, OTHER FINANCING USES AND FUND BALANCE</b>		<b>0.00</b>							

**DISTRICT SCHOOL BOARD OF BAY COUNTY  
DISTRICT SUMMARY BUDGET  
For Fiscal Year Ending June 30, 2024**

**SECTION VI. SPECIAL REVENUE FUNDS - OTHER CARES  
ACT RELIEF (INCLUDING GEER) - FUND 442**

<b>ESTIMATED REVENUES</b>	<b>Account Number</b>	
<i>FEDERAL DIRECT:</i>		
Miscellaneous Federal Direct	3199	
<b>Total Federal Direct</b>	<b>3100</b>	<b>0.00</b>
<i>FEDERAL THROUGH STATE AND LOCAL:</i>		
Education Stabilization Funds - K-12	3271	3.00
Education Stabilization Funds - Workforce	3272	40,180.00
Education Stabilization Funds - VPK	3273	
Federal Through Local	3280	
Miscellaneous Federal Through State	3299	
<b>Total Federal Through State And Local</b>	<b>3200</b>	<b>40,183.00</b>
<i>LOCAL:</i>		
Other Miscellaneous Local Sources	3495	
<b>Total Local</b>	<b>3400</b>	<b>0.00</b>
<b>TOTAL ESTIMATED REVENUES</b>		<b>40,183.00</b>
<b>OTHER FINANCING SOURCES:</b>		
<i>Transfers In:</i>		
From General Fund	3610	
From Debt Service Funds	3620	
From Capital Projects Funds	3630	
Interfund	3650	
From Permanent Funds	3660	
From Internal Service Funds	3670	
From Enterprise Funds	3690	
<b>Total Transfers In</b>	<b>3600</b>	<b>0.00</b>
<b>TOTAL OTHER FINANCING SOURCES</b>		<b>0.00</b>
Fund Balance, July 1, 2023	2800	
<b>TOTAL ESTIMATED REVENUES, OTHER FINANCING SOURCES AND FUND BALANCE</b>		<b>40,183.00</b>

DISTRICT SCHOOL BOARD OF BAY COUNTY  
DISTRICT SUMMARY BUDGET  
For Fiscal Year Ending June 30, 2024

SECTION VI. SPECIAL REVENUE FUNDS - OTHER CARES ACT RELIEF (INCLUDING GEER) - FUND 442 (Continued)

APPROPRIATIONS	Account Number	Totals	Salaries 100	Employee Benefits 200	Purchased Services 300	Energy Services 400	Materials and Supplies 500	Capital Outlay 600	Other 700
Instruction	5000	8,437.00			31.00		188.00	7,218.00	1,000.00
Student Support Services	6100	0.00							
Instructional Media Services	6200	0.00							
Instruction and Curriculum Development Services	6300	0.00							
Instructional Staff Training Services	6400	0.00							
Instruction-Related Technology	6500	0.00							
Board	7100	0.00							
General Administration	7200	0.00							
School Administration	7300	0.00							
Facilities Acquisition and Construction	7400	29,158.00						29,158.00	
Fiscal Services	7500	0.00							
Food Services	7600	0.00							
Central Services	7700	0.00							
Student Transportation Services	7800	0.00							
Operation of Plant	7900	0.00							
Maintenance of Plant	8100	0.00							
Administrative Technology Services	8200	0.00							
Community Services	9100	2,588.00			1,497.00		931.00	160.00	
Other Capital Outlay	9300	0.00							
<b>TOTAL APPROPRIATIONS</b>		<b>40,183.00</b>	<b>0.00</b>	<b>0.00</b>	<b>1,528.00</b>	<b>0.00</b>	<b>1,119.00</b>	<b>36,536.00</b>	<b>1,000.00</b>
<b>OTHER FINANCING USES:</b>									
<i>Transfers Out: (Function 9700)</i>									
To General Fund	910								
To Debt Service Funds	920								
To Capital Projects Funds	930								
Interfund	950								
To Permanent Funds	960								
To Internal Service Funds	970								
To Enterprise Funds	990								
Total Transfers Out	9700	0.00							
<b>TOTAL OTHER FINANCING USES</b>		<b>0.00</b>							
Nonspendable Fund Balance, June 30, 2024	2710								
Restricted Fund Balance, June 30, 2024	2720								
Committed Fund Balance, June 30, 2024	2730								
Assigned Fund Balance, June 30, 2024	2740								
Unassigned Fund Balance, June 30, 2024	2750								
<b>TOTAL ENDING FUND BALANCE</b>	<b>2700</b>	<b>0.00</b>							
<b>TOTAL APPROPRIATIONS, OTHER FINANCING USES AND FUND BALANCE</b>		<b>40,183.00</b>							

**DISTRICT SCHOOL BOARD OF BAY COUNTY**  
**DISTRICT SUMMARY BUDGET**  
**For Fiscal Year Ending June 30, 2024**

**SECTION VII. SPECIAL REVENUE FUNDS - ELEMENTARY AND SECONDARY**  
**SCHOOL EMERGENCY RELIEF II (ESSER II) - FUND 443**

<b>ESTIMATED REVENUES</b>	Account Number	
<i>FEDERAL DIRECT:</i>		
Miscellaneous Federal Direct	3199	
Total Federal Direct	3100	0.00
<i>FEDERAL THROUGH STATE AND LOCAL:</i>		
Education Stabilization Funds - K-12	3271	2,039,778.00
Federal Through Local	3280	
Miscellaneous Federal Through State	3299	
Total Federal Through State And Local	3200	2,039,778.00
<i>LOCAL:</i>		
Other Miscellaneous Local Sources	3495	
Total Local	3400	0.00
<b>TOTAL ESTIMATED REVENUES</b>		2,039,778.00
<b>OTHER FINANCING SOURCES:</b>		
<i>Transfers In:</i>		
From General Fund	3610	
From Debt Service Funds	3620	
From Capital Projects Funds	3630	
Interfund	3650	
From Permanent Funds	3660	
From Internal Service Funds	3670	
From Enterprise Funds	3690	
Total Transfers In	3600	0.00
<b>TOTAL OTHER FINANCING SOURCES</b>		0.00
Fund Balance, July 1, 2023	2800	
<b>TOTAL ESTIMATED REVENUES, OTHER FINANCING SOURCES AND FUND BALANCE</b>		2,039,778.00

DISTRICT SCHOOL BOARD OF BAY COUNTY  
DISTRICT SUMMARY BUDGET  
For Fiscal Year Ending June 30, 2024

SECTION VII. SPECIAL REVENUE FUNDS - ELEMENTARY AND SECONDARY SCHOOL EMERGENCY RELIEF II (ESSER II) - FUND 443 (Continued)

APPROPRIATIONS	Account Number	Totals	Salaries 100	Employee Benefits 200	Purchased Services 300	Energy Services 400	Materials and Supplies 500	Capital Outlay 600	Other 700
Instruction	5000	1,053,987.00	6,526.00	4,318.00	674,352.00		236,971.00	106,820.00	25,000.00
Student Support Services	6100	97,357.00	74,397.00	16,846.00	6,114.00		0.00	0.00	0.00
Instructional Media Services	6200	0.00	0.00	0.00	0.00		0.00	0.00	0.00
Instruction and Curriculum Development Services	6300	1,988.00	781.00	206.00	0.00		857.00	144.00	0.00
Instructional Staff Training Services	6400	973.00	0.00	929.00	44.00		0.00	0.00	0.00
Instruction-Related Technology	6500	0.00	0.00	0.00	0.00		0.00	0.00	0.00
Board	7100	0.00	0.00	0.00	0.00		0.00	0.00	0.00
General Administration	7200	18,264.00	0.00	0.00	0.00		0.00	0.00	18,264.00
School Administration	7300	0.00	0.00	0.00	0.00		0.00	0.00	0.00
Facilities Acquisition and Construction	7400	785,346.00	0.00	0.00	0.00		0.00	785,346.00	0.00
Fiscal Services	7500	0.00	0.00	0.00	0.00		0.00	0.00	0.00
Food Services	7600	0.00	0.00	0.00	0.00		0.00	0.00	0.00
Central Services	7700	0.00	0.00	0.00	0.00		0.00	0.00	0.00
Student Transportation Services	7800	12,598.00	0.00	0.00	12,598.00		0.00	0.00	0.00
Operation of Plant	7900	69,265.00	108.00	33.00	69,124.00		0.00	0.00	0.00
Maintenance of Plant	8100	0.00	0.00	0.00	0.00		0.00	0.00	0.00
Administrative Technology Services	8200	0.00	0.00	0.00	0.00		0.00	0.00	0.00
Community Services	9100	0.00	0.00	0.00	0.00		0.00	0.00	0.00
Other Capital Outlay	9300	0.00	0	0	0		0	0.00	0
<b>TOTAL APPROPRIATIONS</b>		<b>2,039,778.00</b>	<b>81,812.00</b>	<b>22,332.00</b>	<b>762,232.00</b>	<b>0.00</b>	<b>237,828.00</b>	<b>892,310.00</b>	<b>43,264.00</b>
<b>OTHER FINANCING USES:</b>									
<i>Transfers Out: (Function 9700)</i>									
To General Fund	910								
To Debt Service Funds	920								
To Capital Projects Funds	930								
Interfund	950								
To Permanent Funds	960								
To Internal Service Funds	970								
To Enterprise Funds	990								
Total Transfers Out	9700	0.00							
<b>TOTAL OTHER FINANCING USES</b>		<b>0.00</b>							
Nonspendable Fund Balance, June 30, 2024	2710								
Restricted Fund Balance, June 30, 2024	2720								
Committed Fund Balance, June 30, 2024	2730								
Assigned Fund Balance, June 30, 2024	2740								
Unassigned Fund Balance, June 30, 2024	2750								
<b>TOTAL ENDING FUND BALANCE</b>	<b>2700</b>	<b>0.00</b>							
<b>TOTAL APPROPRIATIONS, OTHER FINANCING USES AND FUND BALANCE</b>		<b>2,039,778.00</b>							

**DISTRICT SCHOOL BOARD OF BAY COUNTY  
DISTRICT SUMMARY BUDGET  
For Fiscal Year Ending June 30, 2024**

**SECTION VIII. SPECIAL REVENUE FUNDS - OTHER CRRSA  
ACT RELIEF (INCLUDING GEER II) - FUND 444**

<b>ESTIMATED REVENUES</b>	Account Number	
<i>FEDERAL DIRECT:</i>		
Miscellaneous Federal Direct	3199	
<b>Total Federal Direct</b>	3100	0.00
<i>FEDERAL THROUGH STATE AND LOCAL:</i>		
Education Stabilization Funds - K-12	3271	
Education Stabilization Funds - Workforce	3272	
Education Stabilization Funds - VPK	3273	
Federal Through Local	3280	
Miscellaneous Federal Through State	3299	54,871.00
<b>Total Federal Through State And Local</b>	3200	54,871.00
<i>LOCAL:</i>		
Other Miscellaneous Local Sources	3495	
<b>Total Local</b>	3400	0.00
<b>TOTAL ESTIMATED REVENUES</b>		54,871.00
<b>OTHER FINANCING SOURCES:</b>		
<i>Transfers In:</i>		
From General Fund	3610	
From Debt Service Funds	3620	
From Capital Projects Funds	3630	
Interfund	3650	
From Permanent Funds	3660	
From Internal Service Funds	3670	
From Enterprise Funds	3690	
<b>Total Transfers In</b>	3600	0.00
<b>TOTAL OTHER FINANCING SOURCES</b>		0.00
Fund Balance, July 1, 2023	2800	
<b>TOTAL ESTIMATED REVENUES, OTHER FINANCING SOURCES AND FUND BALANCE</b>		54,871.00



DISTRICT SCHOOL BOARD OF BAY COUNTY  
DISTRICT SUMMARY BUDGET  
For Fiscal Year Ending June 30, 2024

SECTION VIII. SPECIAL REVENUE FUNDS - OTHER CRRSA ACT RELIEF (INCLUDING GEER II) - FUND 444 (Continued)

APPROPRIATIONS	Account Number	Totals	Salaries 100	Employee Benefits 200	Purchased Services 300	Energy Services 400	Materials and Supplies 500	Capital Outlay 600	Other 700
Instruction	5000	35,845.00	6,800.00	879.00	7,500.00		20,666.00		
Student Support Services	6100	0.00							
Instructional Media Services	6200	0.00							
Instruction and Curriculum Development Services	6300	5,207.00	4,376.00	831.00					
Instructional Staff Training Services	6400	13,819.00	5,120.00	463.00	8,236.00				
Instruction-Related Technology	6500	0.00							
Board	7100	0.00							
General Administration	7200	0.00							
School Administration	7300	0.00							
Facilities Acquisition and Construction	7400	0.00							
Fiscal Services	7500	0.00							
Food Services	7600	0.00							
Central Services	7700	0.00							
Student Transportation Services	7800	0.00							
Operation of Plant	7900	0.00							
Maintenance of Plant	8100	0.00							
Administrative Technology Services	8200	0.00							
Community Services	9100	0.00							
Other Capital Outlay	9300	0.00							
<b>TOTAL APPROPRIATIONS</b>		54,871.00	16,296.00	2,173.00	15,736.00	0.00	20,666.00	0.00	0.00
<b>OTHER FINANCING USES:</b>									
<i>Transfers Out: (Function 9700)</i>									
To General Fund	910								
To Debt Service Funds	920								
To Capital Projects Funds	930								
Interfund	950								
To Permanent Funds	960								
To Internal Service Funds	970								
To Enterprise Funds	990								
Total Transfers Out	9700	0.00							
<b>TOTAL OTHER FINANCING USES</b>		0.00							
Nonspendable Fund Balance, June 30, 2024	2710								
Restricted Fund Balance, June 30, 2024	2720								
Committed Fund Balance, June 30, 2024	2730								
Assigned Fund Balance, June 30, 2024	2740								
Unassigned Fund Balance, June 30, 2024	2750								
<b>TOTAL ENDING FUND BALANCE</b>	2700	0.00							
<b>TOTAL APPROPRIATIONS, OTHER FINANCING USES AND FUND BALANCE</b>		54,871.00							

**DISTRICT SCHOOL BOARD OF BAY COUNTY  
DISTRICT SUMMARY BUDGET  
For Fiscal Year Ending June 30, 2024**

**SECTION IX. SPECIAL REVENUE FUNDS - ELEMENTARY AND SECONDARY  
SCHOOL EMERGENCY RELIEF III (ESSER III) - FUND 445**

<b>ESTIMATED REVENUES</b>	Account Number	
<i>FEDERAL DIRECT:</i>		
Miscellaneous Federal Direct	3199	
Total Federal Direct	3100	0.00
<i>FEDERAL THROUGH STATE AND LOCAL:</i>		
Education Stabilization Funds - K-12	3271	33,160,641.00
Federal Through Local	3280	
Miscellaneous Federal Through State	3299	
Total Federal Through State And Local	3200	33,160,641.00
<i>LOCAL:</i>		
Other Miscellaneous Local Sources	3495	
Total Local	3400	0.00
<b>TOTAL ESTIMATED REVENUES</b>		<b>33,160,641.00</b>
<b>OTHER FINANCING SOURCES:</b>		
<i>Transfers In:</i>		
From General Fund	3610	
From Debt Service Funds	3620	
From Capital Projects Funds	3630	
Interfund	3650	
From Permanent Funds	3660	
From Internal Service Funds	3670	
From Enterprise Funds	3690	
Total Transfers In	3600	0.00
<b>TOTAL OTHER FINANCING SOURCES</b>		<b>0.00</b>
Fund Balance, July 1, 2023	2800	
<b>TOTAL ESTIMATED REVENUES, OTHER FINANCING  SOURCES AND FUND BALANCE</b>		<b>33,160,641.00</b>

DISTRICT SCHOOL BOARD OF BAY COUNTY  
DISTRICT SUMMARY BUDGET  
For Fiscal Year Ending June 30, 2024

SECTION IX. SPECIAL REVENUE FUNDS - ELEMENTARY AND SECONDARY SCHOOL EMERGENCY RELIEF III (ESSER III) - FUND 445 (Continued)

APPROPRIATIONS	Account Number	Totals	Salaries 100	Employee Benefits 200	Purchased Services 300	Energy Services 400	Materials and Supplies 500	Capital Outlay 600	Other 700
Instruction	5000	15,869,154.00	4,459,328.00	1,506,271.00	8,196,931.00	0.00	1,228,417.00	51,251.00	426,956.00
Student Support Services	6100	4,724,417.00	3,214,143.00	860,476.00	568,040.00		71,842.00	9,916.00	0.00
Instructional Media Services	6200	203,182.00	168,195.00	31,365.00	3,622.00		0.00	0.00	0.00
Instruction and Curriculum Development Services	6300	553,141.00	221,467.00	147,871.00	143,124.00		22,679.00	18,000.00	0.00
Instructional Staff Training Services	6400	1,838,284.00	1,398,898.00	328,859.00	48,131.00		12,914.00	0.00	49,482.00
Instruction-Related Technology	6500	234,418.00	4,000.00	417.00	230,001.00		0.00	0.00	0.00
Board	7100	29.00	0.00	29.00	0.00		0.00	0.00	0.00
General Administration	7200	578,638.00	532.00	135.00	12,034.00		0.00	0.00	565,937.00
School Administration	7300	399,828.00	257,729.00	57,278.00	84,821.00		0.00	0.00	0.00
Facilities Acquisition and Construction	7400	6,901,612.00	0.00	0.00	49,864.00		0.00	6,851,748.00	0.00
Fiscal Services	7500	6,371.00	5,500.00	871.00	0.00		0.00	0.00	0.00
Food Services	7600	10,220.00	15.00	30.00	10,175.00		0.00	0.00	0.00
Central Services	7700	117,279.00	15,200.00	2,079.00	0.00		0.00	0.00	100,000.00
Student Transportation Services	7800	539,751.00	129,000.00	24,519.00	1,415.00		0.00	0.00	384,817.00
Operation of Plant	7900	744,943.00	250,706.00	155,834.00	289,927.00		27,601.00	0.00	20,875.00
Maintenance of Plant	8100	390,627.00	8,600.00	683.00	381,344.00		0.00	0.00	0.00
Administrative Technology Services	8200	19,209.00	17,500.00	1,709.00	0.00		0.00	0.00	0.00
Community Services	9100	29,538.00	10,250.00	1,072.00	18,216.00		0.00	0.00	0.00
Other Capital Outlay	9300	0.00	0	0	0		0	0.00	0
<b>TOTAL APPROPRIATIONS</b>		<b>33,160,641.00</b>	<b>10,161,063.00</b>	<b>3,119,498.00</b>	<b>10,037,645.00</b>	<b>0.00</b>	<b>1,363,453.00</b>	<b>6,930,915.00</b>	<b>1,548,067.00</b>
<b>OTHER FINANCING USES:</b>									
<i>Transfers Out: (Function 9700)</i>									
To General Fund	910								
To Debt Service Funds	920								
To Capital Projects Funds	930								
Interfund	950								
To Permanent Funds	960								
To Internal Service Funds	970								
To Enterprise Funds	990								
Total Transfers Out	9700	0.00							
<b>TOTAL OTHER FINANCING USES</b>		<b>0.00</b>							
Nonspendable Fund Balance, June 30, 2024	2710								
Restricted Fund Balance, June 30, 2024	2720								
Committed Fund Balance, June 30, 2024	2730								
Assigned Fund Balance, June 30, 2024	2740								
Unassigned Fund Balance, June 30, 2024	2750								
<b>TOTAL ENDING FUND BALANCE</b>	<b>2700</b>	<b>0.00</b>							
<b>TOTAL APPROPRIATIONS, OTHER FINANCING USES AND FUND BALANCE</b>		<b>33,160,641.00</b>							

**DISTRICT SCHOOL BOARD OF BAY COUNTY  
DISTRICT SUMMARY BUDGET  
For Fiscal Year Ending June 30, 2024**

**SECTION X. SPECIAL REVENUE FUNDS - OTHER AMERICAN RESCUE PLAN ACT  
RELIEF - FUND 446**

<b>ESTIMATED REVENUES</b>	Account Number	
<i>FEDERAL DIRECT:</i>		
Miscellaneous Federal Direct	3199	
<b>Total Federal Direct</b>	3100	0.00
<i>FEDERAL THROUGH STATE AND LOCAL:</i>		
Education Stabilization Funds - K-12	3271	1,215,795.00
Education Stabilization Funds - Workforce	3272	
Education Stabilization Funds - VPK	3273	
Federal Through Local	3280	
Miscellaneous Federal Through State	3299	
<b>Total Federal Through State And Local</b>	3200	1,215,795.00
<i>LOCAL:</i>		
Other Miscellaneous Local Sources	3495	
<b>Total Local</b>	3400	0.00
<b>TOTAL ESTIMATED REVENUES</b>		1,215,795.00
<b>OTHER FINANCING SOURCES:</b>		
<i>Transfers In:</i>		
From General Fund	3610	
From Debt Service Funds	3620	
From Capital Projects Funds	3630	
Interfund	3650	
From Permanent Funds	3660	
From Internal Service Funds	3670	
From Enterprise Funds	3690	
<b>Total Transfers In</b>	3600	0.00
<b>TOTAL OTHER FINANCING SOURCES</b>		0.00
Fund Balance, July 1, 2023	2800	
<b>TOTAL ESTIMATED REVENUES, OTHER FINANCING SOURCES AND FUND BALANCE</b>		1,215,795.00

DISTRICT SCHOOL BOARD OF BAY COUNTY  
DISTRICT SUMMARY BUDGET  
For Fiscal Year Ending June 30, 2024

SECTION X. SPECIAL REVENUE FUNDS - OTHER AMERICAN RESCUE PLAN ACT RELIEF - FUND 446 (Continued)

APPROPRIATIONS	Account Number	Totals	Salaries 100	Employee Benefits 200	Purchased Services 300	Energy Services 400	Materials and Supplies 500	Capital Outlay 600	Other 700
Instruction	5000	281,743.00	294.00	34.00	137,610.00	0.00	59,797.00	82,168.00	1,840.00
Student Support Services	6100	784,244.00	540,132.00	209,242.00	33,395.00		820.00	655.00	0.00
Instructional Media Services	6200	0.00	0.00	0.00	0.00		0.00	0.00	0.00
Instruction and Curriculum Development Services	6300	68,853.00	0.00	0.00	40,653.00		11,500.00	16,700.00	0.00
Instructional Staff Training Services	6400	18,224.00	2,000.00	854.00	15,362.00		0.00	0.00	8.00
Instruction-Related Technology	6500	0.00	0.00	0.00	0.00		0.00	0.00	0.00
Board	7100	0.00	0.00	0.00	0.00		0.00	0.00	0.00
General Administration	7200	40,254.00	0.00	0.00	0.00		0.00	0.00	40,254.00
School Administration	7300	0.00	0.00	0.00	0.00		0.00	0.00	0.00
Facilities Acquisition and Construction	7400	0.00	0.00	0.00	0.00		0.00	0.00	0.00
Fiscal Services	7500	0.00	0.00	0.00	0.00		0.00	0.00	0.00
Food Services	7600	0.00	0.00	0.00	0.00		0.00	0.00	0.00
Central Services	7700	19,477.00	13,520.00	3,496.00	1,683.00		0.00	0.00	778.00
Student Transportation Services	7800	3,000.00	0.00	0.00	3,000.00		0.00	0.00	0.00
Operation of Plant	7900	0.00	0.00	0.00	0.00		0.00	0.00	0.00
Maintenance of Plant	8100	0.00	0.00	0.00	0.00		0.00	0.00	0.00
Administrative Technology Services	8200	0.00	0.00	0.00	0.00		0.00	0.00	0.00
Community Services	9100	0.00	0.00	0.00	0.00		0.00	0.00	0.00
Other Capital Outlay	9300	0.00	0	0	0		0	0.00	0
<b>TOTAL APPROPRIATIONS</b>		1,215,795.00	555,946.00	213,626.00	231,703.00	0.00	72,117.00	99,523.00	42,880.00
<b>OTHER FINANCING USES:</b>									
<i>Transfers Out: (Function 9700)</i>									
To General Fund	910								
To Debt Service Funds	920								
To Capital Projects Funds	930								
Interfund	950								
To Permanent Funds	960								
To Internal Service Funds	970								
To Enterprise Funds	990								
Total Transfers Out	9700	0.00							
<b>TOTAL OTHER FINANCING USES</b>		0.00							
Nonspendable Fund Balance, June 30, 2024	2710								
Restricted Fund Balance, June 30, 2024	2720								
Committed Fund Balance, June 30, 2024	2730								
Assigned Fund Balance, June 30, 2024	2740								
Unassigned Fund Balance, June 30, 2024	2750								
<b>TOTAL ENDING FUND BALANCE</b>	2700	0.00							
<b>TOTAL APPROPRIATIONS, OTHER FINANCING USES AND FUND BALANCE</b>		1,215,795.00							

**DISTRICT SCHOOL BOARD OF BAY COUNTY  
DISTRICT SUMMARY BUDGET  
For Fiscal Year Ending June 30, 2024**

**SECTION XI. SPECIAL REVENUE FUNDS - MISCELLANEOUS - FUND 490**

	Account Number	
<b>ESTIMATED REVENUES</b>		
<i>FEDERAL THROUGH STATE AND LOCAL:</i>		
Federal Through Local	3280	
Miscellaneous Federal Through State	3299	
<b>Total Federal Through State and Local</b>	<b>3200</b>	<b>0.00</b>
<i>STATE:</i>		
Other Miscellaneous State Revenues	3399	
<b>Total State</b>	<b>3300</b>	<b>0.00</b>
<i>LOCAL:</i>		
Investment Income	3430	
Gifts, Grants and Bequests	3440	
Other Miscellaneous Local Sources	3495	
<b>Total Local</b>	<b>3400</b>	<b>0.00</b>
<b>TOTAL ESTIMATED REVENUES</b>	<b>3000</b>	<b>0.00</b>
<b>OTHER FINANCING SOURCES</b>		
<i>Transfers In:</i>		
From General Fund	3610	
From Debt Service Funds	3620	
From Capital Projects Funds	3630	
Interfund	3650	
From Permanent Funds	3660	
From Internal Service Funds	3670	
From Enterprise Funds	3690	
<b>Total Transfers In</b>	<b>3600</b>	<b>0.00</b>
<b>TOTAL OTHER FINANCING SOURCES</b>		<b>0.00</b>
Fund Balance, July 1, 2023	2800	
<b>TOTAL ESTIMATED REVENUES, OTHER FINANCING SOURCES AND FUND BALANCE</b>		<b>0.00</b>

DISTRICT SCHOOL BOARD OF BAY COUNTY  
DISTRICT SUMMARY BUDGET  
For Fiscal Year Ending June 30, 2024

SECTION XI. SPECIAL REVENUE FUNDS - MISCELLANEOUS - FUND 490 (Continued)

APPROPRIATIONS	Account Number	Totals	Salaries 100	Employee Benefits 200	Purchased Services 300	Energy Services 400	Materials and Supplies 500	Capital Outlay 600	Other 700
Instruction	5000	0.00							
Student Support Services	6100	0.00							
Instructional Media Services	6200	0.00							
Instruction and Curriculum Development Services	6300	0.00							
Instructional Staff Training Services	6400	0.00							
Instruction-Related Technology	6500	0.00							
Board	7100	0.00							
General Administration	7200	0.00							
School Administration	7300	0.00							
Facilities Acquisition and Construction	7400	0.00							
Fiscal Services	7500	0.00							
Food Services	7600	0.00							
Central Services	7700	0.00							
Student Transportation Services	7800	0.00							
Operation of Plant	7900	0.00							
Maintenance of Plant	8100	0.00							
Administrative Technology Services	8200	0.00							
Community Services	9100	0.00							
Other Capital Outlay	9300	0.00							
<b>TOTAL APPROPRIATIONS</b>		<b>0.00</b>	<b>0.00</b>	<b>0.00</b>	<b>0.00</b>	<b>0.00</b>	<b>0.00</b>	<b>0.00</b>	<b>0.00</b>
<b>OTHER FINANCING USES:</b>									
<i>Transfers Out: (Function 9700)</i>									
To General Fund	910								
To Debt Service Funds	920								
To Capital Projects Funds	930								
Interfund	950								
To Permanent Funds	960								
To Internal Service Funds	970								
To Enterprise Funds	990								
Total Transfers Out	9700	0.00							
<b>TOTAL OTHER FINANCING USES</b>		<b>0.00</b>							
Nonspendable Fund Balance, June 30, 2024	2710								
Restricted Fund Balance, June 30, 2024	2720								
Committed Fund Balance, June 30, 2024	2730								
Assigned Fund Balance, June 30, 2024	2740								
Unassigned Fund Balance, June 30, 2024	2750								
<b>TOTAL ENDING FUND BALANCE</b>	<b>2700</b>	<b>0.00</b>							
<b>TOTAL APPROPRIATIONS, OTHER FINANCING USES AND FUND BALANCE</b>		<b>0.00</b>							

DISTRICT SCHOOL BOARD OF BAY COUNTY  
DISTRICT SUMMARY BUDGET  
For Fiscal Year Ending June 30, 2024

SECTION XII. DEBT SERVICE FUNDS

ESTIMATED REVENUES	Account Number	Totals	210 SBE/COBI Bonds	220 Special Act Bonds	230 Sections 1011.14 & 1011.15, F.S., Loans	240 Motor Vehicle Revenue Bonds	250 District Bonds	290 Other Debt Service	299 ARRA Economic Stimulus Debt Service
<i>FEDERAL DIRECT SOURCES:</i>									
Miscellaneous Federal Direct	3199	0.00							
Total Federal Direct Sources	3100	0.00	0.00	0.00	0.00	0.00	0.00	0.00	0.00
<i>FEDERAL THROUGH STATE AND LOCAL:</i>									
Miscellaneous Federal Through State	3299	0.00							
Total Federal Through State and Local	3200	0.00	0.00	0.00	0.00	0.00	0.00	0.00	0.00
<i>STATE SOURCES:</i>									
CO&DS Withheld for SBE/COBI Bonds	3322	0.00							
SBE/COBI Bond Interest	3326	0.00							
Sales Tax Distribution (s. 212.20(6)(d)6.a., F.S.)	3341	0.00							
Total State Sources	3300	0.00	0.00	0.00	0.00	0.00	0.00	0.00	0.00
<i>LOCAL SOURCES:</i>									
District Debt Service Taxes	3412	0.00							
County Local Sales Tax	3418	0.00							
School District Local Sales Tax	3419	0.00							
Tax Redemptions	3421	0.00							
Excess Fees	3423	0.00							
Investment Income	3430	0.00							
Gifts, Grants and Bequests	3440	0.00							
Other Miscellaneous Local Sources	3495	0.00							
Total Local Sources	3400	0.00	0.00	0.00	0.00	0.00	0.00	0.00	0.00
<b>TOTAL ESTIMATED REVENUES</b>		0.00	0.00	0.00	0.00	0.00	0.00	0.00	0.00
<b>OTHER FINANCING SOURCES:</b>									
Issuance of Bonds	3710	0.00							
Loans	3720	0.00							
Proceeds of Lease-Purchase Agreements	3750	0.00							
Premium on Long-term Debt	3790	0.00							
<i>Transfers In:</i>									
From General Fund	3610	0.00							
From Capital Projects Funds	3630	16,103,149.00						16,103,149.00	
From Special Revenue Funds	3640	0.00							
Interfund (Debt Service Only)	3650	0.00							
From Permanent Funds	3660	0.00							
From Internal Service Funds	3670	0.00							
From Enterprise Funds	3690	0.00							
Total Transfers In	3600	16,103,149.00	0.00	0.00	0.00	0.00	0.00	16,103,149.00	0.00
<b>TOTAL OTHER FINANCING SOURCES</b>		16,103,149.00	0.00	0.00	0.00	0.00	0.00	16,103,149.00	0.00
Fund Balance, July 1, 2023	2800	12,708.00						12,708.00	
<b>TOTAL ESTIMATED REVENUES, OTHER FINANCING SOURCES AND FUND BALANCES</b>		16,115,857.00	0.00	0.00	0.00	0.00	0.00	16,115,857.00	0.00



DISTRICT SCHOOL BOARD OF BAY COUNTY  
DISTRICT SUMMARY BUDGET  
For Fiscal Year Ending June 30, 2024

SECTION XII. DEBT SERVICE FUNDS (Continued)

APPROPRIATIONS	Account Number	Totals	210 SBE/COBI Bonds	220 Special Act Bonds	230 Sections 1011.14 & 1011.15, F.S., Loans	240 Motor Vehicle Revenue Bonds	250 District Bonds	290 Other Debt Service	299 ARRA Economic Stimulus Debt Service
<i>Debt Service: (Function 9200)</i>									
Redemption of Principal	710	10,120,000.00						10,120,000.00	
Interest	720	5,983,149.00						5,983,149.00	
Dues and Fees	730	0.00							
Other Debt Service	791	0.00							
<b>TOTAL APPROPRIATIONS</b>	<b>9200</b>	<b>16,103,149.00</b>	<b>0.00</b>	<b>0.00</b>	<b>0.00</b>	<b>0.00</b>	<b>0.00</b>	<b>16,103,149.00</b>	<b>0.00</b>
<b>OTHER FINANCING USES:</b>									
Payments to Refunding Escrow Agent <i>Function 9299</i>	760	0.00							
<i>Transfers Out: (Function 9700)</i>									
To General Fund	910	0.00							
To Capital Projects Funds	930	0.00							
To Special Revenue Funds	940	0.00							
Interfund (Debt Service Only)	950	0.00							
To Permanent Funds	960	0.00							
To Internal Service Funds	970	0.00							
To Enterprise Funds	990	0.00							
Total Transfers Out	9700	0.00	0.00	0.00	0.00	0.00	0.00	0.00	0.00
<b>TOTAL OTHER FINANCING USES</b>		<b>0.00</b>	<b>0.00</b>	<b>0.00</b>	<b>0.00</b>	<b>0.00</b>	<b>0.00</b>	<b>0.00</b>	<b>0.00</b>
Nonspendable Fund Balance, June 30, 2024	2710	0.00							
Restricted Fund Balance, June 30, 2024	2720	0.00							
Committed Fund Balance, June 30, 2024	2730	12,708.00						12,708.00	
Assigned Fund Balance, June 30, 2024	2740	0.00							
Unassigned Fund Balance, June 30, 2024	2750	0.00							
<b>TOTAL ENDING FUND BALANCES</b>	<b>2700</b>	<b>12,708.00</b>	<b>0.00</b>	<b>0.00</b>	<b>0.00</b>	<b>0.00</b>	<b>0.00</b>	<b>12,708.00</b>	<b>0.00</b>
<b>TOTAL APPROPRIATIONS, OTHER FINANCING USES AND FUND BALANCES</b>		<b>16,115,857.00</b>	<b>0.00</b>	<b>0.00</b>	<b>0.00</b>	<b>0.00</b>	<b>0.00</b>	<b>16,115,857.00</b>	<b>0.00</b>

DISTRICT SCHOOL BOARD OF BAY COUNTY  
DISTRICT SUMMARY BUDGET  
For Fiscal Year Ending June 30, 2024

SECTION XIII. CAPITAL PROJECTS FUNDS

ESTIMATED REVENUES	Account Number	Totals	310 Capital Outlay Bond Issues (COBI)	320 Special Act Bonds	330 Sections 1011.14 & 1011.15, F.S., Loans	340 Public Education Capital Outlay (PECO)	350 District Bonds	360 Capital Outlay and Debt Service	370 Nonvoted Capital Improvement (Section 1011.71(2), F.S.)	380 Voted Capital Improvement	390 Other Capital Projects	399 ARRA Economic Stimulus Capital Projects
<i>FEDERAL DIRECT SOURCES:</i>												
Miscellaneous Federal Direct	3199	0.00										
Total Federal Direct Sources	3100	0.00	0.00	0.00	0.00	0.00	0.00	0.00	0.00	0.00	0.00	0.00
<i>FEDERAL THROUGH STATE AND LOCAL:</i>												
Miscellaneous Federal Through State	3299	0.00										
Total Federal Through State and Local	3200	0.00	0.00	0.00	0.00	0.00	0.00	0.00	0.00	0.00	0.00	0.00
<i>STATE SOURCES:</i>												
CO&DS Distributed	3321	926,583.00						926,583.00				
Interest on Undistributed CO&DS	3325	7,825.00						7,825.00				
Sales Tax Distribution (s. 212.20(6)(d)6.a., F.S.)	3341	0.00										
State Through Local	3380	0.00										
Public Education Capital Outlay (PECO)	3391	5,340,670.00				412,744.00					4,927,926.00	
Classrooms First Program	3392	0.00										
SMART Schools Small County Assistance Program	3395	0.00										
Class Size Reduction Capital Outlay	3396	0.00										
Charter School Capital Outlay Funding	3397	0.00										
Other Miscellaneous State Revenues	3399	0.00										
Total State Sources	3300	6,275,078.00	0.00	0.00	0.00	412,744.00	0.00	934,408.00	0.00	0.00	4,927,926.00	0.00
<i>LOCAL SOURCES:</i>												
District Local Capital Improvement Tax	3413	44,487,080.00							44,487,080.00			
County Local Sales Tax	3418	0.00										
School District Local Sales Tax	3419	30,000,000.00									30,000,000.00	
Tax Redemptions	3421	0.00										
Investment Income	3430	0.00										
Gifts, Grants and Bequests	3440	0.00										
Miscellaneous Local Sources	3490	0.00										
Impact Fees	3496	0.00										
Refunds of Prior Year's Expenditures	3497	0.00										
Total Local Sources	3400	74,487,080.00	0.00	0.00	0.00	0.00	0.00	0.00	44,487,080.00	0.00	30,000,000.00	0.00
<b>TOTAL ESTIMATED REVENUES</b>		<b>80,762,158.00</b>	<b>0.00</b>	<b>0.00</b>	<b>0.00</b>	<b>412,744.00</b>	<b>0.00</b>	<b>934,408.00</b>	<b>44,487,080.00</b>	<b>0.00</b>	<b>34,927,926.00</b>	<b>0.00</b>
<i>OTHER FINANCING SOURCES</i>												
Issuance of Bonds	3710	0.00										
Loans	3720	0.00										
Sale of Capital Assets	3730	0.00										
Loss Recoveries	3740	0.00										
Proceeds of Lease-Purchase Agreements	3750	0.00										
Proceeds from Special Facility Construction Account	3770	0.00										
<i>Transfers In:</i>												
From General Fund	3610	0.00										
From Debt Service Funds	3620	0.00										
From Special Revenue Funds	3640	0.00										
Interfund (Capital Projects Only)	3650	0.00										
From Permanent Funds	3660	0.00										
From Internal Service Funds	3670	0.00										
From Enterprise Funds	3690	0.00										
Total Transfers In	3600	0.00	0.00	0.00	0.00	0.00	0.00	0.00	0.00	0.00	0.00	0.00
<b>TOTAL OTHER FINANCING SOURCES</b>		<b>0.00</b>	<b>0.00</b>	<b>0.00</b>	<b>0.00</b>	<b>0.00</b>	<b>0.00</b>	<b>0.00</b>	<b>0.00</b>	<b>0.00</b>	<b>0.00</b>	<b>0.00</b>
Fund Balance, July 1, 2023	2800	140,710,029.00				939.00		4,524,512.00	67,765,267.00		68,419,311.00	
<b>TOTAL ESTIMATED REVENUES, OTHER FINANCING SOURCES AND FUND BALANCES</b>		<b>221,472,187.00</b>	<b>0.00</b>	<b>0.00</b>	<b>0.00</b>	<b>413,683.00</b>	<b>0.00</b>	<b>5,458,920.00</b>	<b>112,252,347.00</b>	<b>0.00</b>	<b>103,347,237.00</b>	<b>0.00</b>

DISTRICT SCHOOL BOARD OF BAY COUNTY  
DISTRICT SUMMARY BUDGET  
For Fiscal Year Ending June 30, 2024

SECTION XIII. CAPITAL PROJECTS FUNDS (Continued)

APPROPRIATIONS	Account Number	Totals	310 Capital Outlay Bond Issues (COBI)	320 Special Act Bonds	330 Sections 1011.14 & 1011.15, F.S., Loans	340 Public Education Capital Outlay (PECO)	350 District Bonds	360 Capital Outlay and Debt Service	370 Nonvoted Capital Improvement (Section 1011.71(2), F.S.)	380 Voted Capital Improvement	390 Other Capital Projects	399 ARRA Economic Stimulus Capital Projects
<i>Appropriations: (Functions 7400/9200)</i>												
Library Books (New Libraries)	610	0.00										
Audiovisual Materials	620	0.00										
Buildings and Fixed Equipment	630	90,896,963.00						3,436,011.00	61,684,010.00		25,776,941.00	
Furniture, Fixtures and Equipment	640	14,226,989.00				413,683.00			2,446,077.00		11,367,229.00	
Motor Vehicles (Including Buses)	650	1,288,503.00							1,288,503.00			
Land	660	561,183.00									561,183.00	
Improvements Other Than Buildings	670	2,815,597.00							774,566.00		2,041,031.00	
Remodeling and Renovations	680	60,713,073.00						2,022,909.00	24,272,101.00		34,418,063.00	
Computer Software	690	7,551,100.00							250,000.00		7,301,100.00	
Charter School Local Capital Improvement	793	1,454,107.00							1,454,107.00			
Charter School Capital Outlay Sales Tax	795	16,036,841.00									16,036,841.00	
Redemption of Principal	710	0.00										
Interest	720	0.00										
Dues and Fees	730	0.00										
<b>TOTAL APPROPRIATIONS</b>		195,544,355.00	0.00	0.00	0.00	413,683.00	0.00	5,458,920.00	92,169,364.00	0.00	97,502,388.00	0.00
<b>OTHER FINANCING USES:</b>												
<i>Transfers Out: (Function 9700)</i>												
To General Fund	910	4,446,733.00							4,446,733.00			
To Debt Service Funds	920	16,103,149.00							10,258,300.00		5,844,849.00	
To Special Revenue Funds	940	0.00										
Interfund (Capital Projects Only)	950	0.00										
To Permanent Funds	960	0.00										
To Internal Service Funds	970	4,877,950.00							4,877,950.00			
To Enterprise Funds	990	0.00										
Total Transfers Out	9700	25,427,832.00	0.00	0.00	0.00	0.00	0.00	0.00	19,582,983.00	0.00	5,844,849.00	0.00
<b>TOTAL OTHER FINANCING USES</b>		25,427,832.00	0.00	0.00	0.00	0.00	0.00	0.00	19,582,983.00	0.00	5,844,849.00	0.00
Nonspendable Fund Balance, June 30, 2024	2710	0.00										
Restricted Fund Balance, June 30, 2024	2720	0.00										
Committed Fund Balance, June 30, 2024	2730	0.00										
Assigned Fund Balance, June 30, 2024	2740	500,000.00							500,000.00			
Unassigned Fund Balance, June 30, 2024	2750	0.00										
<b>TOTAL ENDING FUND BALANCES</b>	2700	500,000.00	0.00	0.00	0.00	0.00	0.00	0.00	500,000.00	0.00	0.00	0.00
<b>TOTAL APPROPRIATIONS, OTHER FINANCING USES AND FUND BALANCES</b>		221,472,187.00	0.00	0.00	0.00	413,683.00	0.00	5,458,920.00	112,252,347.00	0.00	103,347,237.00	0.00

**DISTRICT SCHOOL BOARD OF BAY COUNTY  
DISTRICT SUMMARY BUDGET  
For Fiscal Year Ending June 30, 2024**

**SECTION XIV. PERMANENT FUNDS - FUND 000**

	Account Number	
<b>ESTIMATED REVENUES</b>		
Federal Direct	3100	
Federal Through State and Local	3200	
State Sources	3300	
Local Sources	3400	
<b>TOTAL ESTIMATED REVENUES</b>		0.00
<b>OTHER FINANCING SOURCES:</b>		
Sale of Capital Assets	3730	
Loss Recoveries	3740	
<i>Transfers In:</i>		
From General Fund	3610	
From Debt Service Funds	3620	
From Capital Projects Funds	3630	
From Special Revenue Funds	3640	
From Internal Service Funds	3670	
From Enterprise Funds	3690	
Total Transfers In	3600	0.00
<b>TOTAL OTHER FINANCING SOURCES</b>		0.00
Fund Balance, July 1, 2023	2800	
<b>TOTAL ESTIMATED REVENUES, OTHER FINANCING SOURCES AND FUND BALANCE</b>		0.00

DISTRICT SCHOOL BOARD OF BAY COUNTY  
DISTRICT SUMMARY BUDGET  
For Fiscal Year Ending June 30, 2024

SECTION XIV. PERMANENT FUNDS - FUND 000 (Continued)

APPROPRIATIONS	Account Number	Totals	Salaries 100	Employee Benefits 200	Purchased Services 300	Energy Services 400	Materials and Supplies 500	Capital Outlay 600	Other 700
Instruction	5000	0.00							
Student Support Services	6100	0.00							
Instructional Media Services	6200	0.00							
Instruction and Curriculum Development Services	6300	0.00							
Instructional Staff Training Services	6400	0.00							
Instruction-Related Technology	6500	0.00							
Board	7100	0.00							
General Administration	7200	0.00							
School Administration	7300	0.00							
Facilities Acquisition and Construction	7400	0.00							
Fiscal Services	7500	0.00							
Central Services	7700	0.00							
Student Transportation Services	7800	0.00							
Operation of Plant	7900	0.00							
Maintenance of Plant	8100	0.00							
Administrative Technology Services	8200	0.00							
Community Services	9100	0.00							
Debt Service	9200	0.00							
Other Capital Outlay	9300	0.00							
<b>TOTAL APPROPRIATIONS</b>		<b>0.00</b>	<b>0.00</b>	<b>0.00</b>	<b>0.00</b>	<b>0.00</b>	<b>0.00</b>	<b>0.00</b>	<b>0.00</b>
<b>OTHER FINANCING USES:</b>									
<i>Transfers Out: (Function 9700)</i>									
To General Fund	910								
To Debt Service Funds	920								
To Capital Projects Funds	930								
To Special Revenue Funds	940								
To Internal Service Funds	970								
To Enterprise Funds	990								
Total Transfers Out	9700	0.00							
<b>TOTAL OTHER FINANCING USES</b>		<b>0.00</b>							
Nonspendable Fund Balance, June 30, 2024	2710								
Restricted Fund Balance, June 30, 2024	2720								
Committed Fund Balance, June 30, 2024	2730								
Assigned Fund Balance, June 30, 2024	2740								
Unassigned Fund Balance, June 30, 2024	2750								
<b>TOTAL ENDING FUND BALANCE</b>	<b>2700</b>	<b>0.00</b>							
<b>TOTAL APPROPRIATIONS, OTHER FINANCING USES AND FUND BALANCE</b>		<b>0.00</b>							

DISTRICT SCHOOL BOARD OF BAY COUNTY  
DISTRICT SUMMARY BUDGET  
For Fiscal Year Ending June 30, 2024

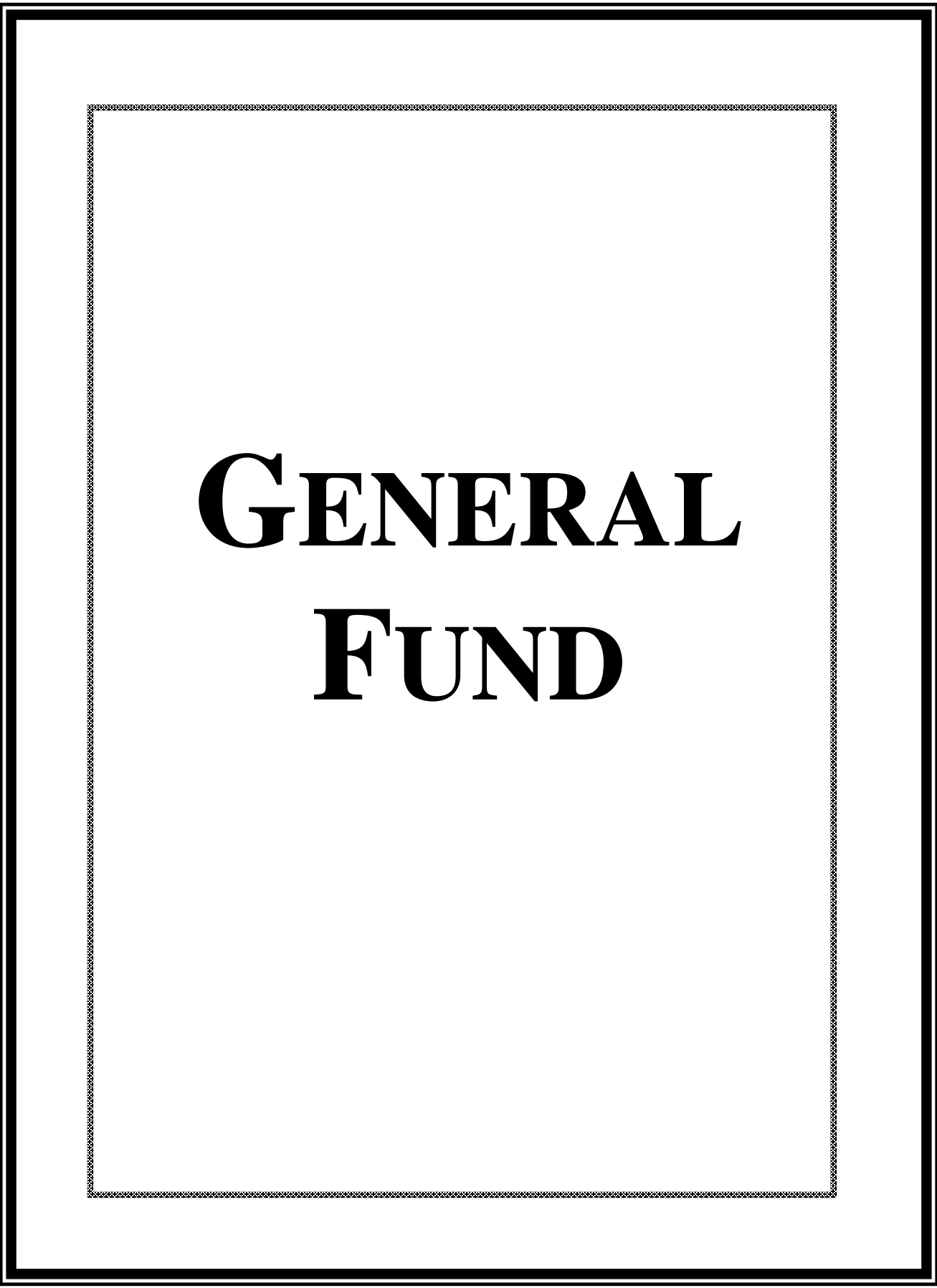
SECTION XV. ENTERPRISE FUNDS

ESTIMATED REVENUES	Account Number	Totals	911 Self-Insurance Consortium	912 Self-Insurance Consortium	913 Self-Insurance Consortium	914 Self-Insurance Consortium	915 ARRA Consortium	921 Other Enterprise Programs	922 Other Enterprise Programs
<i>OPERATING REVENUES:</i>									
Charges for Services	3481	2,500,000.00						2,500,000.00	
Charges for Sales	3482	0.00							
Premium Revenue	3484	0.00							
Other Operating Revenues	3489	0.00							
Total Operating Revenues		2,500,000.00	0.00	0.00	0.00	0.00	0.00	2,500,000.00	0.00
<i>NONOPERATING REVENUES:</i>									
Investment Income	3430	50,000.00						50,000.00	
Gifts, Grants and Bequests	3440	0.00							
Other Miscellaneous Local Sources	3495	0.00							
Loss Recoveries	3740	0.00							
Gain on Disposition of Assets	3780	0.00							
Total Nonoperating Revenues		50,000.00	0.00	0.00	0.00	0.00	0.00	50,000.00	0.00
<i>Transfers In:</i>									
From General Fund	3610	0.00							
From Debt Service Funds	3620	0.00							
From Capital Projects Funds	3630	0.00							
From Special Revenue Funds	3640	0.00							
Interfund (Enterprise Funds Only)	3650	0.00							
From Permanent Funds	3660	0.00							
From Internal Service Funds	3670	0.00							
Total Transfers In	3600	0.00	0.00	0.00	0.00	0.00	0.00	0.00	0.00
Net Position, July 1, 2023	2880	3,854,244.00						3,854,244.00	
<b>TOTAL OPERATING REVENUES, NONOPERATING REVENUES, TRANSFERS IN AND NET POSITION</b>		<b>6,404,244.00</b>	<b>0.00</b>	<b>0.00</b>	<b>0.00</b>	<b>0.00</b>	<b>0.00</b>	<b>6,404,244.00</b>	<b>0.00</b>
<b>ESTIMATED EXPENSES</b>									
	Object								
<i>OPERATING EXPENSES: (Function 9900)</i>									
Salaries	100	1,139,815.00						1,139,815.00	
Employee Benefits	200	368,196.00						368,196.00	
Purchased Services	300	772,266.00						772,266.00	
Energy Services	400	0.00							
Materials and Supplies	500	26,320.00						26,320.00	
Capital Outlay	600	34,000.00						34,000.00	
Other (including Depreciation)	700	80,000.00						80,000.00	
Total Operating Expenses		2,420,597.00	0.00	0.00	0.00	0.00	0.00	2,420,597.00	0.00
<i>NONOPERATING EXPENSES: (Function 9900)</i>									
Interest	720	0.00							
Loss on Disposition of Assets	810	0.00							
Total Nonoperating Expenses		0.00	0.00	0.00	0.00	0.00	0.00	0.00	0.00
<i>Transfers Out: (Function 9700)</i>									
To General Fund	910	0.00							
To Debt Service Funds	920	0.00							
To Capital Projects Funds	930	0.00							
To Special Revenue Funds	940	0.00							
Interfund Transfers (Enterprise Funds Only)	950	0.00							
To Permanent Funds	960	0.00							
To Internal Service Funds	970	0.00							
Total Transfers Out	9700	0.00	0.00	0.00	0.00	0.00	0.00	0.00	0.00
Net Position, June 30, 2024	2780	3,983,647.00						3,983,647.00	
<b>TOTAL OPERATING EXPENSES, NONOPERATING EXPENSES, TRANSFERS OUT AND NET POSITION</b>		<b>6,404,244.00</b>	<b>0.00</b>	<b>0.00</b>	<b>0.00</b>	<b>0.00</b>	<b>0.00</b>	<b>6,404,244.00</b>	<b>0.00</b>

DISTRICT SCHOOL BOARD OF BAY COUNTY  
DISTRICT SUMMARY BUDGET  
For Fiscal Year Ending June 30, 2024

SECTION XVI. INTERNAL SERVICE FUNDS

ESTIMATED REVENUES	Account Number	Totals	711 Self-Insurance	712 Self-Insurance	713 Self-Insurance	714 Self-Insurance	715 Self-Insurance	731 Consortium Programs	791 Other Internal Service
<i>OPERATING REVENUES:</i>									
Charges for Services	3481	6,019,645.00	6,019,645.00						
Charges for Sales	3482	0.00							
Premium Revenue	3484	26,257,000.00		26,257,000.00					
Other Operating Revenues	3489	0.00							
Total Operating Revenues		32,276,645.00	6,019,645.00	26,257,000.00	0.00	0.00	0.00	0.00	0.00
<i>NONOPERATING REVENUES:</i>									
Investment Income	3430	700,000.00	500,000.00	200,000.00					
Gifts, Grants and Bequests	3440	0.00							
Other Miscellaneous Local Sources	3495	0.00							
Loss Recoveries	3740	0.00							
Gain on Disposition of Assets	3780	0.00							
Total Nonoperating Revenues		700,000.00	500,000.00	200,000.00	0.00	0.00	0.00	0.00	0.00
<i>Transfers In:</i>									
From General Fund	3610	1,263,533.00	1,263,533.00						
From Debt Service Funds	3620	0.00							
From Capital Projects Funds	3630	4,877,950.00	4,877,950.00						
From Special Revenue Funds	3640	0.00							
Interfund (Internal Service Funds Only)	3650	0.00							
From Permanent Funds	3660	0.00							
From Enterprise Funds	3690	0.00							
Total Transfers In	3600	6,141,483.00	6,141,483.00	0.00	0.00	0.00	0.00	0.00	0.00
Net Position, July 1, 2023	2880	20,303,565.00	14,352,947.00	5,950,618.00					
<b>TOTAL OPERATING REVENUES, NONOPERATING REVENUES, TRANSFERS IN AND NET POSITION</b>		<b>59,421,693.00</b>	<b>27,014,075.00</b>	<b>32,407,618.00</b>	<b>0.00</b>	<b>0.00</b>	<b>0.00</b>	<b>0.00</b>	<b>0.00</b>
<b>ESTIMATED EXPENSES</b>									
	Object								
<i>OPERATING EXPENSES: (Function 9900)</i>									
Salaries	100	277,498.00	277,498.00						
Employee Benefits	200	109,951.00	109,951.00						
Purchased Services	300	13,101,140.00	7,757,658.00	5,343,482.00					
Energy Services	400	0.00							
Materials and Supplies	500	7,073.00	6,573.00	500.00					
Capital Outlay	600	38,264.00	37,600.00	664.00					
Other (including Depreciation)	700	25,948,100.00	4,423,100.00	21,525,000.00					
Total Operating Expenses		39,482,026.00	12,612,380.00	26,869,646.00	0.00	0.00	0.00	0.00	0.00
<i>NONOPERATING EXPENSES: (Function 9900)</i>									
Interest	720	0.00							
Loss on Disposition of Assets	810	0.00							
Total Nonoperating Expenses		0.00	0.00	0.00	0.00	0.00	0.00	0.00	0.00
<i>Transfers Out: (Function 9700)</i>									
To General Fund	910	0.00							
To Debt Service Funds	920	0.00							
To Capital Projects Funds	930	0.00							
To Special Revenue Funds	940	0.00							
Interfund Transfers (Internal Service Funds Only)	950	0.00							
To Permanent Funds	960	0.00							
To Enterprise Funds	990	0.00							
Total Transfers Out	9700	0.00	0.00	0.00	0.00	0.00	0.00	0.00	0.00
Net Position, June 30, 2024	2780		14,401,695.00	5,537,972.00					
<b>TOTAL OPERATING EXPENSES, NONOPERATING EXPENSES, TRANSFERS OUT AND NET POSITION</b>		<b>59,421,693.00</b>	<b>27,014,075.00</b>	<b>32,407,618.00</b>	<b>0.00</b>	<b>0.00</b>	<b>0.00</b>	<b>0.00</b>	<b>0.00</b>



# **GENERAL FUND**



# **GENERAL FUND REVENUE AND BALANCES**

*REFER TO PAGE 2 OF THE DISTRICT SUMMARY BUDGET*

1. **FEDERAL DIRECT REVENUE:** The revenue budgeted is for Federal Impact funds and ROTC.
  
2. **STATE SOURCES REVENUE:** Most of the funds budgeted are furnished to us by the Department of Education. We are required to use these certified amounts from formal DOE calculations in our budget.

The state revenue portion of the Budget includes FEFP and categoricals. Included in the Florida Education Finance Program (FEFP) and categoricals are funds earmarked for Safe Schools (\$2,646,753), ESE Guaranteed Allocation (\$10,498,032), Educational Enrichment Allocation (\$8,164,881), DJJ Supplement Allocation (\$25,132), and Class Size Reduction categorical (\$27,794,083). The funding for the teacher salary increase is also included in this revenue in the amount of \$9,738,049.

2. **LOCAL SOURCES REVENUE:** The amount budgeted for District School Taxes is based upon projected needs and State Law. In order to participate in the Florida Education Finance Program, the School Board is required to levy 3.235 mills as the Required Local Effort; additionally, the State calculations provide a Supplemental Discretionary Millage of .748. The value of a mill is \$29,658,053. The total operating millage levy proposed in the Superintendent's Final Budget is 3.983 mills; this is a decrease of 0.021 mills from the 2022-2023 levy.
  
3. **BALANCE AT BEGINNING OF YEAR:** This amount is shown as Fund Balance at the bottom of Page 3 of the Summary Budget and represents the School Board's operating assets as of June 30, 2023. Included in this amount is reserve for encumbrances (\$9,768,051) and reserve for program and school carryovers (\$37,466,160). Additionally, \$12,733,454 of the fund balance was used to balance appropriations with revenue in the 2023-2024 Budget. Therefore, the remaining fund balance of \$19,169,406 is unreserved.
  
4. **APPROPRIATIONS:** Appropriations by project included in the 2023-2024 General Fund Budget are shown on the next page.

**FINAL TO TENTATIVE BUDGET COMPARISON  
 SEPTEMBER 11, 2023  
 GENERAL FUND  
 (OPERATIONS)  
 SUMMARY**

	<b>2023/24 Final Budget</b>	<b>2023/24 Tentative Budget</b>	<b>Net Change Inc / (Dec)</b>
<b>Total Estimated Revenues, Other Financing Sources &amp; Final Fund Balance</b>	<b>\$ 332,446,672</b>	<b>\$ 331,622,107</b>	<b>\$ 824,565</b>
<b>Total Appropriations</b>	<b>\$ 313,277,266</b>	<b>\$ 314,403,340</b>	<b>(1,126,074)</b>
<b>Fund Balance (June 30, 2023)</b>	<b>\$ 19,169,406</b>	<b>\$ 17,218,767</b>	<b>\$ 1,950,639</b>
<b>Total Appropriations, Other Financing Uses and Fund Balance</b>	<b>\$ 332,446,672</b>	<b>\$ 331,622,107</b>	<b>\$ 824,565</b>

**FINAL TO TENTATIVE BUDGET COMPARISON  
SEPTEMBER 11, 2023  
SUMMARY OF ALL CHANGES TO ALL FUNDS**

<u>GENERAL FUND</u>	<u>Increase / (Decrease)</u>
District Summary Budget Pages 2 & 3	
Federal Sources	\$ -
State Sources	\$ 63,777
Local Sources	\$ 0
Transfer from Capital Projects	\$ <u>(38,243)</u>
<b>Total Estimated Revenue Change</b>	<b>\$ 25,534</b>
Total July 1, 2023 Fund Balance Change	\$ 799,031
<b>Total Estimated Rev &amp; Fund Balance Change</b>	<b>\$ <u>824,565</u></b>
<b>APPROPRIATIONS:</b>	
Total New \$\$ Appropriations Change	\$ (289,958)
Total Change in C/O and Encumbrances	\$ <u>(836,116)</u>
Total June 30, 2024 Fund Balance Change	\$ 1,950,639
<b>Total Appropriations and Fund Balance Change</b>	<b>\$ <u>824,565</u></b>
Balanced	

<u>SPECIAL REVENUE FUND - FOOD SERVICE</u>	<u>Increase / (Decrease)</u>
District Summary Budget Pages 4 & 5	
<b>ESTIMATED REVENUE CHANGE:</b>	<b><u>(3,065,000)</u></b>
Total Estimated Revenue Change	\$ <u>(3,065,000)</u>
Total July 1, 2023 Fund Balance Change	\$ 359,655
<b>Total Estimated Rev &amp; Fund Balance Change</b>	<b>\$ <u>(2,705,345)</u></b>
<b>APPROPRIATIONS:</b>	
Total Appropriations for Food Service Change	\$ <u>(1,016,522)</u>
Total June 30, 2024 Fund Balance Change	\$ (1,688,823)
<b>Total Appropriations and Fund Balance Change</b>	<b>\$ <u>(2,705,345)</u></b>
Balanced	

<u>SPECIAL REVENUE FUND - OTHER FED PROGRAMS</u>	<u>Increase / (Decrease)</u>
District Summary Budget Pages 6 - 21	
<b>ESTIMATED REVENUE CHANGES:</b>	
Total Federal Revenue Change	\$ <u>(280,484)</u>
<b>APPROPRIATIONS:</b>	
Total Appropriations Change	\$ <u>(280,484)</u>
Balanced	

**FINAL TO TENTATIVE BUDGET COMPARISON  
SEPTEMBER 11, 2023  
SUMMARY OF ALL CHANGES TO ALL FUNDS**

DEBT SERVICE FUNDS	Increase / (Decrease)
District Summary Budget Pages 22 & 23	
<b>ESTIMATED REVENUE CHANGE:</b>	
Total July 1, 2023 Fund Balance Change	\$ <u>(2,545)</u>
Total Estimated Rev & Fund Balance Change	\$ <u><u>(2,545)</u></u>
<b>APPROPRIATIONS:</b>	
Total Appropriations Change for Debt Service	\$ <u>-</u>
Total June 30, 2024 Fund Balance Change	\$ <u>(2,545)</u>
Total Appropriations and Fund Balance Change	\$ <u><u>(2,545)</u></u>
Balanced	

CAPITAL PROJECTS	Increase / (Decrease)
District Summary Budget Pages 24 & 25	
<b>ESTIMATED REVENUE CHANGE:</b>	
Rev 3399 Other Miscellaneous State Revenues	\$
Rev 3419 School District Local Sales Tax	
Rev 3440 Gfits, Grants, and Bequests	
Total Revenue Change	\$ <u>-</u>
Total July 1, 2023 Fund Balance Change	\$ <u>(1,610,774)</u>
Total Estimated Rev & Fund Balance Change	\$ <u><u>(1,610,774)</u></u>
<b>APPROPRIATIONS:</b>	
Total Appropriations Changes	
Decrease in Buildings & Fixed Equipment # 630	\$ (1,182,218)
Increase in Furniture, Fixtures, & Equipment # 640	\$ 11,579
Increase in Land #660	1
Decrease in Improvements Other than Bldgs #670	(126,113)
Increase in Remodeling & Renovations # 680	\$ 81,292
Increase in Charter School Capital Outlay Sales Tax #795	\$ 79,000
Increase in Improvements other than Building # 670	\$
Decrease in Remodeling and Renovations # 680	\$
Increase in Computer Software # 690	\$
Decrease in Computer Software #690	-
Decrease in Transfers Out to General Fund	\$ (38,243)
Total Change in Capital Appropriations	\$ <u>(1,174,702)</u>
Total June 30, 2024 Fund Balance Change	\$ <u>(436,072)</u>
Total Appropriations and Fund Balance Change	\$ <u><u>(1,610,774)</u></u>
Balanced	

ENTERPRISE FUNDS	Increase / (Decrease)
District Summary Budget Page 28	
<b>ESTIMATED REVENUE CHANGE:</b>	
Total Change in Projected 23/24 Rev	<u>-</u>
Total Change in July 1, 2023 Net Assets	\$ <u>193,565</u>
Total Estimated Rev & Fund Balance Change	\$ <u><u>193,565</u></u>
<b>APPROPRIATIONS:</b>	
Total Changes in Enterprise Appropriations	\$ <u>(70,390)</u>
Total Change in June 30, 2024 Net Assets	\$ <u>263,955</u>
Total Appropriations and Fund Balance Change	\$ <u><u>193,565</u></u>
Balanced	

**FINAL TO TENTATIVE BUDGET COMPARISON  
 SEPTEMBER 11, 2023  
 SUMMARY OF ALL CHANGES TO ALL FUNDS**

INTERNAL SERVICE FUNDS	Increase / (Decrease)
District Summary Budget Page 29	
<b>ESTIMATED REVENUE CHANGE:</b>	
Total Change in Projected 23/24 Rev	750,000
Total Change in July 1, 2023 Net Assets	\$ (1,791,320)
Total Estimated Rev & Fund Balance Change	\$ (1,041,320)
<b>APPROPRIATIONS:</b>	
Total Changes in Internal Service Appropriations	\$ 479,407
Total Change in June 30, 2024 Net Assets	\$ (1,520,727)
Total Appropriations and Fund Balance Change	\$ (1,041,320)
Balanced	

**General Fund Report  
FY 2023/24**

PRJ. #	DISTRICT ONLY	Total 2023/2024	Total 2023/24	Inc / (Dec)	Inc / (Dec)
	PROJECTS	Final	Tentative	\$ Chg	% Chg
0000	FUNC.5000 DISTRICT SALARIES	\$ 89,258,113	\$ 89,638,629	(380,516)	(0.4%)
0000	FUNC.6000 DISTRICT SALARIES	6,103,005	6,572,147	(469,142)	(7.1%)
0000	FUNC.7300 DISTRICT SALARIES	11,631,727	11,573,102	58,625	0.5%
0000	0000 DISTRICT MISCELLANEOUS	34,000	34,000	-	0.0%
0000	UTILITIES	9,622,942	9,622,942	-	0.0%
0001	SCHOOL BUDGETS	10,739,011	10,739,011	-	0.0%
0004	TEACHER LEADERSHIP SUPPLEMENTS	267,636	264,020	3,616	1.4%
0007	RETIREMENT INCENTIVE BONUS	433,018	433,018	-	0.0%
0011	DJJ SUPPLEMENTS	25,132	25,132	-	0.0%
0012	LOW PERFORMING SCHOOLS	10,000	10,000	-	0.0%
0014	ROSENWALD ALLOCATION UNITS	2,529,102	2,795,972	(266,870)	(9.5%)
0015	IN SCHOOL SUSPENSION PARA'S	252,331	208,675	43,656	20.9%
0019	DISTRICT COMMUNICATIONS	197,900	197,900	-	0.0%
0020	PERFORMANCE PAY FOR LEARNING GAINS	530,000	530,000	-	0.0%
0021	SCHOOL BUDGET SUPPLEMENTS	1,560,385	1,539,278	21,107	1.4%
0022	GRADE CHAIR SUPPLEMENTS	362,725	357,816	4,909	1.4%
0032	TEACHER SALARY INCREASE ALLOCATION	8,082,516	8,082,516	-	0.0%
0038	ELEMENTARY TEACHER ABSENCES	50,000	50,000	-	0.0%
0040	TRANSPORTATION	8,822,445	8,721,978	100,467	1.2%
0041	SCHOOL EXTRACURRICULAR TRAVEL	245,500	245,500	-	0.0%
0051	CS&I SCHOOLS SUPPLEMENTS	3,607,970	3,559,166	48,804	1.4%
0060	MAINTENANCE	4,204,551	4,218,888	(14,337)	(0.3%)
0080	STADIUM MANAGEMENT PROJECT	568,983	565,343	3,640	0.6%
0100	SCHOOL BOARD	952,141	948,479	3,662	0.4%
0101	DISTRICT UNEMPLOYMENT COMPENSATION	50,000	50,000	-	0.0%
0106	MENTAL HEALTH ALLOCATION	1,544,178	1,544,178	-	0.0%
0120	DISTRICT SUPERINTENDENT	377,461	300,828	76,633	25.5%
0130	PROPERTY INVENTORY	170,012	169,509	503	0.3%
0140	INTERNAL ACCOUNTS AUDITOR	133,451	131,955	1,496	1.1%
0150	EXEC DIR OPERATIONAL SUPPORT SVCS	-	231,756	(231,756)	(100.0%)
0151	COURIER OPERATIONS	115,867	116,534	(667)	(0.6%)
0166	DEPUTY SUPERINTENDENT - PROFESSIONAL & COMMUNITY SVCS	254,163	-	254,163	0.0%
0167	CHARTER SCHOOL SERVICES	92,113	41,603	50,510	121.4%
0200	DEPUTY SUPERINTENDENT - TEACHING & LEARNING	267,732	263,708	4,024	1.5%
0202	MKL ALLOCATION UNITS	2,981,258	2,829,009	152,249	5.4%
0204	ESE SUMMER SCHOOL	241,040	241,040	-	0.0%
0207	ACADEMIC FAIRS AND COMPETITION	20,000	20,000	-	0.0%
0210	STATE READING ALLOCATION	1,137,559	1,131,583	5,976	0.5%
0212	SUMMER SCHOOL GUIDANCE COUNSELOR SVCS	65,000	65,000	-	0.0%
0215	SUMMER INITIATIVES TRAINING/PLANNING	20,450	20,450	-	0.0%
0216	READING TRAINING	89,106	88,062	1,044	1.2%
0217	MIDDLE SCHOOL INITIATIVES	54,000	54,000	-	0.0%
0219	HOSPITAL/HOMEBOUND SVCS	87,531	87,340	191	0.2%
0222	ASPIRE ACADEMIES	2,064,580	2,027,276	37,304	1.8%
0223	MULTI-TIERED SYSTEM OF SUPPORT (MTSS)	406,178	385,096	21,082	5.5%
0224	ASSESSMENT TOOLS & SUBSTITUTE EXPENSES	35,000	35,000	-	0.0%
0230	INSTRUCTIONAL MEDIA RESOURCES	450,711	437,976	12,735	2.9%
0237	TURNAROUND SCHOOL SUPPLEMENT	510,725	510,725	-	0.0%
0238	DIRECTOR OF FEDERAL PROGRAMS	105,643	104,269	1,374	1.3%
0240	EXTRACURRICULAR OFFICE	158,810	165,748	(6,938)	(4.2%)
0262	PUBLIC SCHOOL CHOICE	130,598	137,183	(6,585)	(4.8%)
0263	ESE THERAPISTS	1,770,709	1,770,191	518	0.0%
0264	ESE EXTERNAL CONTRACT THERAPISTS	162,500	162,500	-	0.0%
0266	FTE/ESE PARAPROFESSIONALS	4,407,243	4,407,243	-	0.0%
0268	DIRECTORS K12 & ADULT INSTRUCTION	499,014	494,682	4,332	0.9%
0269	DIRECTOR OF ESE	1,369,002	1,258,100	110,902	8.8%
0270	DIRECTOR OF STUDENT SVCS	760,552	754,863	5,689	0.8%
0272	E-TECHNOLOGY	535,376	542,114	(6,738)	(1.2%)
0273	ELEMENTARY ESE ALLOCATION	525,000	525,000	-	0.0%
0300	EXEC DIR - H/R & EMPLOYEE SUPPORT	897,895	937,757	(39,862)	(4.3%)
0301	EMPLOYEE RELOCATION REIMBURSEMENT	65,000	65,000	-	0.0%

**General Fund Report  
FY 2023/24**

PRJ. #	DISTRICT ONLY	Total 2023/2024	Total 2023/24	Inc / (Dec)	Inc / (Dec)
	PROJECTS	Final	Tentative	\$ Chg	% Chg
0320	MIS -TECHNOLOGY & INFORMATION	4,262,771	4,224,021	38,750	0.9%
0325	MIS - TECH REPLACEMENT	180,000	180,000	-	0.0%
0352	SCHOOL & COMMUNITY RELATIONS	274,716	271,080	3,636	1.3%
0400	BUSINESS OFFICE	425,021	419,877	5,144	1.2%
0410	BAY DISTRICT WAREHOUSE	258,951	256,433	2,518	1.0%
0420	PURCHASING OFFICE	345,035	340,863	4,172	1.2%
0430	FINANCE OFFICE	437,058	430,793	6,265	1.5%
0440	PAYROLL OFFICE	411,718	406,159	5,559	1.4%
0450	FACILITIES	1,280,426	1,246,665	33,761	2.7%
0460	EXE DIR - BUSINESS & SUPPORT SVCS (CFO)	226,211	222,257	3,954	1.8%
0470	DEPUTY SUPERINTENDENT - OPERATIONS	234,053	252,111	(18,058)	(7.2%)
0475	NELSON BUILDING OPERATIONS	266,143	265,651	492	0.2%
0476	R.L. YOUNG CENTER OPERATIONS	144,487	144,274	213	0.1%
0792	VIRTUAL ACADEMY	35,890	35,890	-	0.0%
0793	BAY VIRTUAL	322,035	322,035	-	0.0%
0794	BDS COURSE OFFERINGS	768,558	768,558	-	0.0%
2006	LIMITED ENGLISH PROFICIENCY	1,369,505	1,336,975	32,530	2.4%
2008	ASSESSMENT & ACCOUNTABILITY	300,709	296,576	4,133	1.4%
2009	BDS CTE PROGRAM	131,571	130,926	645	0.5%
2010	MEDICAID REIMBURSEMENT	112,362	117,331	(4,969)	(4.2%)
2013	INTERNATIONAL BACCALAUREATE	116,363	116,363	-	0.0%
2015	EXTRACURRICULAR ACTIVITIES	188,900	188,900	-	0.0%
2016	SELF-INSURANCE - (FUND 110)	1,900,000	1,900,000	-	0.0%
2017	MAINTENANCE PECO/LCI	1,500,000	1,500,000	-	0.0%
2019	SCHOOL RESOURCE OFFICER PROGRAM	1,304,758	1,232,215	72,543	5.9%
2021	HIGH SCHOOL REMEDIATION	76,680	76,680	-	0.0%
2025	INSERVICE EDUCATION	857,812	818,954	38,858	4.7%
2026	HEALTHCARE CONTRACT	824,050	739,562	84,488	11.4%
2029	SPECIAL OLYMPICS	2,000	2,000	-	0.0%
2031	BAND INSTRUMENT REPAIR / UNIFORM	119,400	119,400	-	0.0%
2032	SCHOOL AGE CHILD CARE-BAYBASE	2,829,283	2,829,283	-	0.0%
2037	INSTRUCTIONAL MATERIALS-TEXTBOOKS	1,813,019	1,813,019	-	0.0%
2070	ADVANCED PLACEMENT	1,118,302	1,118,302	-	0.0%
2071	R.O.T.C.	895,297	820,731	74,566	9.1%
2073	TEEN PARENTING	69,572	68,883	689	1.0%
2074	DUAL ENROLLMENT	247,000	247,000	-	0.0%
2113	A I C E	803,648	803,648	-	0.0%
2130	CHOIR & BAND EQUIPMENT/REPAIR	250,000	250,000	-	0.0%
2131	BAND EQUIPMENT	52,390	52,390	-	0.0%
2133	SCHOOL IMPROVEMENT	57,000	57,000	-	0.0%
2137	INSTRUCTIONAL MATERIALS-SCIENCE	36,420	36,420	-	0.0%
2173	ESE DROPOUT PREVENTION	24,711	24,513	198	0.8%
2213	INDUSTRY CERTIFICATION	741,527	750,144	(8,617)	(1.1%)
2237	INSTRUCTIONAL MATERIALS-LIBRARY MEDIA	133,244	133,244	-	0.0%
2273	REGULAR DROPOUT PREVENTION	89,458	89,441	17	0.0%
2337	INSTRUCTIONAL MATERIALS-DUAL ENROLL	115,211	115,211	-	0.0%
2437	INSTRUCTIONAL MATERIALS-ESE APPS	43,032	43,032	-	0.0%
2705	DISTRICT SAFETY OFFICERS	1,652,964	1,611,635	41,329	2.6%
2706	SAFE SCHOOLS	70,500	70,500	-	0.0%
2707	DISTRICT SAFETY & SECURITY MANAGER	647,461	642,395	5,066	0.8%
2708	ADJUDICATED YOUTH-ALTERNATIVE	33,639	33,262	377	1.1%
2855	FLORIDA TEACHERS LEAD PROGRAM	540,000	510,000	30,000	5.9%
2928	STATE VPK (VOLUNTARY PRE-K)	1,981,815	1,981,815	-	0.0%
3000	RESERVE APPROPRIATION	1,925,915	1,925,915	-	0.0%
3002	THERAPY/DIAGNOSTIC CENTER JANITORIAL	41,999	41,568	431	1.0%
3003	EXTERNAL AUDIT	50,000	25,000	25,000	100.0%
3070	RESERVE FOR FTE ADJUSTMENT	2,032,722	2,032,722	-	0.0%
3076	RESERVE FOR HEALTH INSURANCE INCR	750,000	750,000	-	0.0%
3078	RESERVE FOR FTE AUDIT ADJUSTMENTS	172,783	172,783	-	0.0%
3081	RESERVE FOR PRORATION	100,000	100,000	-	0.0%
3691	WORKFORCE DEVELOPMENT	3,009,151	2,943,438	65,713	2.2%
3751	P.R.O.M.I.S.E. BEHAVIOR PROGRAM	429,507	428,406	1,101	0.3%
	<b>TOTAL DISTRICT (Without Charters)</b>	<b>\$ 224,081,343</b>	<b>\$ 223,925,039</b>	<b>156,304</b>	<b>0.1%</b>

**General Fund Report  
FY 2023/24**

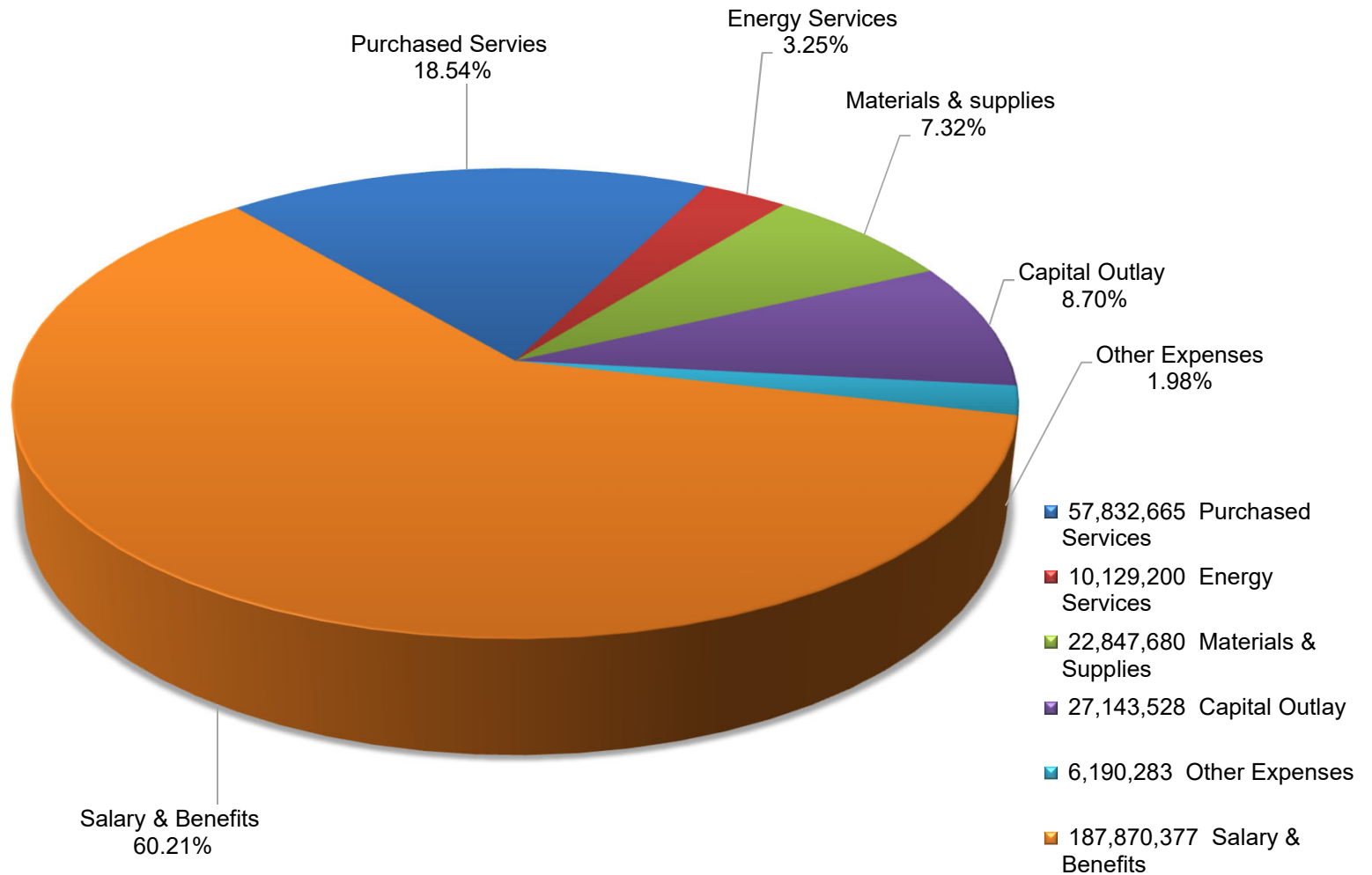
PRJ. #	DISTRICT ONLY PROJECTS	Total 2023/2024 Final	Total 2023/24 Tentative	Inc / (Dec) \$ Chg	Inc / (Dec) % Chg
--------	---------------------------	--------------------------	----------------------------	-----------------------	----------------------

PRJ. #	CHARTER/CONTRACT SCHOOL PROJECTS	Total 2023/2024 Operational Funds	Total 2023/24 Operational Funds	Inc / (Dec) \$ Chg	Inc / (Dec) % Chg
0005	CLASS SIZE REDUCTION - CHARTERS	\$ 4,945,942	\$ 4,945,903	39	0.0%
0033	TEACHER SALARY INCREASE ALLOCATION - CHARTERS	1,655,533	1,655,533	-	0.0%
0039	TRANSPORTATION - CHARTERS	165,000	165,000	-	0.0%
0205	CONTRACT SAI FUNDS	1,408,693	1,408,662	31	0.0%
0701	BAY HAVEN CHARTER ACADEMY -- ELE	4,933,524	5,040,353	(106,829)	(2.1%)
0711	BAY HAVEN CHARTER ACADEMY -- MID	2,537,466	2,577,151	(39,685)	(1.5%)
0712	RISING LEADERS CHARTER ACADEMY	2,070,527	2,090,024	(19,497)	(0.9%)
0713	UNIVERSITY ACADEMY CHARTER SCHOOL	4,258,083	4,314,094	(56,011)	(1.3%)
0731	NORTH BAY HAVEN MIDDLE	3,094,224	3,138,409	(44,185)	(1.4%)
0741	NORTH BAY HAVEN CAREER ACADEMY	5,241,902	5,303,067	(61,165)	(1.2%)
0751	NORTH BAY HAVEN ELEMENTARY	4,431,663	4,512,403	(80,740)	(1.8%)
0764	AMIKIDS MARITIME ACADEMY	493,495	499,346	(5,851)	(1.2%)
0771	PALM BAY PREPARATORY	1,333,177	1,373,614	(40,437)	(2.9%)
0781	CHAUTAUQUA CHARTER SCHOOL	805,929	733,137	72,792	9.9%
0782	CENTRAL HIGH SCHOOL	711,419	740,775	(29,356)	(4.0%)
0801	PALM BAY ELEMENTARY	2,111,530	2,146,909	(35,379)	(1.6%)
2704	SAFE SCHOOLS - CHARTER SCHOOLS	500,072	500,061	11	0.0%
	<b>TOTAL CHARTER/CONTRACT SCHOOL</b>	<b>40,698,179</b>	<b>41,144,441</b>	<b>(446,262)</b>	<b>(1.1%)</b>

	Total New Dollar Appropriations (including district & charter)	264,779,522	265,069,480	(289,958)	(0.1%)
	Transfers Out - to Internal Service	1,263,533	1,263,533		0.0%
	Total Fund 110 Carryover	37,466,160	37,432,402	33,758	0.1%
	Total Fund 110 Encumbrance	9,768,051	10,637,925	(869,874)	(8.2%)
	<b>Total Budgeted Appropriations</b>	<b>313,277,266</b>	<b>\$ 314,403,340</b>	<b>(1,126,074)</b>	<b>(0.4%)</b>
	<b>Projected New Operations Revenue as of 8/3/23</b>	<b>332,446,672</b>	<b>331,622,107</b>	<b>824,567</b>	<b>0.2%</b>
	<b>Total Rev Over / (Under) Appropriations</b>	<b>19,169,406</b>	<b>\$ 17,218,767</b>	<b>1,950,639</b>	<b>11.3%</b>



# 2023-2024 GENERAL FUND APPROPRIATIONS



## SAFE SCHOOL REPORT - FINAL BUDGET

	2023/2024	2022/2023	Difference
NEW MONEY	\$ 2,646,753 <small>per 2nd DOE FEFP Calculation</small>	\$ 2,149,602 <small>per 2nd DOE FEFP Calculation</small>	\$ 497,151
<b>NEW MONEY BUDGET</b>			
2019 SRO PROJECT	1,304,758	1,005,430	299,328
0701 BAY HAVEN ELE SAFE SCHOOLS	74,760	62,413	12,347
0711 BAY HAVEN MID SAFE SCHOOLS	41,651	34,765	6,886
0712 RISING LEADERS SAFE SCHOOLS	32,345	24,131	8,214
0713 UNIVERSITY ACADEMY SAFE SCHOOLS	67,121	54,851	12,270
0731 NORTH BAY HAVEN MIDDLE SAFE SCHOOLS	50,957	42,536	8,421
0741 NORTH BAY HAVEN CAREER ACADEMY SAFE SCHOOLS	87,692	73,211	14,481
0751 NORTH BAY HAVEN ELEMENTARY SAFE SCHOOLS	67,709	56,523	11,186
0764 AMIKIDS MARITIME ACADEMY	8,207	2,332	5,875
0771 PALM BAY PREPARATORY SAFE SCHOOLS	31,739	16,707	15,032
0781 CHAUTAUQUA SAFE SCHOOLS	4,598	3,376	1,222
0782 CENTRAL HIGH SCHOOL SAFE SCHOOLS	11,657	7,770	3,887
0801 PALM BAY ELEMENTARY SAFE SCHOOLS	31,739	23,518	8,221
2705 DISTRICT SAFETY OFFICERS	1,652,964	1,433,438	219,526
2706 SAFE SCHOOLS	70,500	24,200	46,300
2707 DISTRICT SAFETY MGR	647,461	569,795	77,666
	<u>\$ 4,185,858</u>	<u>\$ 3,434,996</u>	<u>\$ 750,862</u>
TOTAL REVENUE LESS APPROPRIATIONS	<b>\$ (1,539,105)</b>	<b>\$ (1,285,394)</b>	<b>\$ (253,711)</b>

**Multi Year Budget Comparison**  
*by Project Year*

	PROJECT DESCRIPTION	2023-2024	2022-2023	2021-2022	2020-2021	2019-2020
		Final	Final	Final	Final	Final
0000	FUNC.5000 DISTRICT SALARIES	89,258,113	80,968,092	74,239,660	77,291,510	72,767,527
0000	FUNC.6000 DISTRICT SALARIES	6,103,005	6,067,763	5,635,263	5,354,729	5,314,502
0000	FUNC.7300 DISTRICT SALARIES	11,631,727	10,863,143	9,970,277	9,565,067	8,783,443
0000	0000 DISTRICT MISCELLANEOUS	34,000	59,245	86,224	64,224	64,224
0000	UTILITIES	9,622,942	9,269,717	8,038,892	7,500,711	7,492,374
0001	SCHOOL BUDGETS	10,739,011	10,409,769	8,692,829	8,609,632	8,294,023
0004	TEACHER LEADERSHIP SUPPLEMENTS	267,636	237,107	225,569	180,150	177,840
0005	CLASS SIZE REDUCTION - CHARTERS	4,945,942	4,710,626	4,822,598	5,233,027	5,308,257
0007	RETIREMENT INCENTIVE BONUS	433,018	440,182	119,376	318,693	437,596
0010	BOARD APPROVED ADD-ON UNITS	-	1,116,498	943,561	770,548	222,548
0011	DJJ SUPPLEMENTS	25,132	26,283	33,362	57,427	117,439
0012	LOW PERFORMING SCHOOLS	10,000	10,000	10,000	79,792	79,792
0014	ROSENWALD ALLOCATION UNITS	2,529,102	2,539,798	1,739,501	1,575,358	1,386,664
0015	IN SCHOOL SUSPENSION PARA'S	252,331	208,393	194,472	171,144	186,809
0019	DISTRICT COMMUNICATIONS	197,900	210,000	275,000	250,000	225,000
0020	PERFORMANCE PAY FOR LEARNING GAINS	530,000	530,000	530,000	530,000	530,000
0021	SCHOOL BUDGET SUPPLEMENTS	1,560,385	1,468,124	1,254,136	1,050,889	1,010,242
0022	GRADE CHAIR SUPPLEMENTS	362,725	318,084	291,362	229,056	226,119
0024	FLORIDA BEST/BRIGHTEST	-	-	-	-	2,061,630
0031	FLORIDA BEST/BRIGHTEST - CHARTERS	-	-	-	-	515,408
0032	TEACHER SALARY INCREASE ALLOCATION	8,082,516	5,899,807	3,970,069	3,492,890	
0033	TEACHER SALARY INCREASE ALLOCATION - CHARTERS	1,655,533	1,243,832	877,171	799,503	
0038	ELEMENTARY TEACHER ABSENCES	50,000	200,000			
0039	TRANSPORTATION - CHARTERS	165,000	198,000	242,000	246,000	261,000
0040	TRANSPORTATION	8,822,445	8,466,825	7,644,383	8,105,241	7,481,250
0041	SCHOOL EXTRACURRICULAR TRAVEL	245,500	227,900	167,900	164,900	164,900
0051	CS&I SCHOOLS SUPPLEMENTS	3,607,970				
0060	MAINTENANCE	4,204,551	4,343,273	3,938,140	3,879,964	3,756,021
0080	STADIUM MANAGEMENT PROJECT	568,983	575,722	551,691	481,891	391,708
0100	SCHOOL BOARD	952,141	933,326	896,914	892,695	850,231
0101	DISTRICT UNEMPLOYMENT COMPENSATION	50,000	50,000	160,000	100,000	100,000
0104	DIGITAL CLASSROOMS - CHARTERS	-	-	20,912	21,450	53,003
0105	DIGITAL CLASSROOMS	-	-	85,327	84,589	213,779
0106	MENTAL HEALTH ALLOCATION	1,544,178	1,267,976	1,084,967	899,800	707,026
0120	DISTRICT SUPERINTENDENT	377,461	348,175	287,192	277,360	278,291
0130	PROPERTY INVENTORY	170,012	169,395	151,298	158,090	150,438
0140	INTERNAL ACCOUNTS AUDITOR	133,451	142,523	129,502	122,799	157,615
0150	EXEC DIR OPERATIONAL SUPPORT SVCS	-	295,682	256,117	173,354	165,818
0151	COURIER OPERATIONS	115,867	118,677	105,672	103,861	100,195

**Multi Year Budget Comparison**  
*by Project Year*

	PROJECT DESCRIPTION	2023-2024	2022-2023	2021-2022	2020-2021	2019-2020
		Final	Final	Final	Final	Final
0166	DEPUTY SUPERINTENDENT - PROFESSIONAL & COMMUNITY SVCS	254,163	139,666	99,948	201,721	194,976
0167	CHARTER SCHOOL SERVICES	92,113	39,425	15,545		
0199	STATE READING - CHARTERS	-	267,530	214,484	215,684	220,102
0200	DEPUTY SUPERINTENDENT - TEACHING & LEARNING	267,732	263,706	242,587	233,639	223,461
0202	MKL ALLOCATION UNITS	2,981,258	2,663,996	2,394,897	2,315,288	2,274,065
0204	ESE SUMMER SCHOOL	241,040	240,940	240,940	240,940	275,000
0205	SAI FUNDS - CHARTERS	1,408,693	1,347,660	1,401,422	1,428,528	1,443,106
0207	ACADEMIC FAIRS AND COMPETITION	20,000	20,000	30,000	30,000	-
0210	STATE READING ALLOCATION	1,137,559	1,289,503	971,227	942,283	960,330
0212	SUMMER SCHOOL GUIDANCE COUNSELOR SVCS	65,000	65,000	65,000	65,000	65,000
0214	SCHOOL BASED SUMMER SCHOOL	-	-	15,000	15,000	15,000
0215	SUMMER INITIATIVES TRAINING/PLANNING	20,450	20,450	22,450	22,450	22,450
0216	READING TRAINING	89,106	104,117	85,163	80,956	77,859
0217	MIDDLE SCHOOL INITIATIVES	54,000	54,000	70,000	70,000	70,000
0219	HOSPITAL/HOMEBOUND SVCS	87,531	55,366	65,000	65,000	52,966
0221	IMPLEMENTATION OF STATE INITIATIVES	-	39,000	89,000	89,000	89,000
0222	ASPIRE ACADEMIES	2,064,580	2,219,227	2,141,011	1,938,520	1,720,253
0223	MULTI-TIERED SYSTEM OF SUPPORT (MTSS)	406,178	383,554	420,300	435,973	418,731
0224	ASSESSMENT TOOLS & SUBSTITUTE EXPENSES	35,000	35,000	35,000	35,000	35,000
0228	LUCILLE MOORE REMEDIATION	-	-	60,000	65,000	61,000
0230	INSTRUCTIONAL MEDIA RESOURCES	450,711	443,660	407,417	414,736	426,134
0234	CEDAR GROVE REMEDIATION	-	-	75,000	83,000	85,000
0236	WALLER REMEDIATION	-	-	50,000	50,000	60,000
0237	TURNAROUND SCHOOL SUPPLEMENT	510,725	487,760	-	227,750	177,915
0238	DIRECTOR OF FEDERAL PROGRAMS	105,643	101,349			
0240	EXTRACURRICULAR OFFICE	158,810	172,248	158,063	59,534	57,730
0262	PUBLIC SCHOOL CHOICE	130,598	145,151	118,336	109,810	93,365
0263	ESE THERAPISTS	1,770,709	1,731,665	1,594,435	1,545,560	1,509,088
0264	ESE EXTERNAL CONTRACT THERAPISTS	162,500	132,758	132,758	132,758	132,758
0266	FTE/ESE PARAPROFESSIONALS	4,407,243	3,884,190	3,273,724	3,269,771	3,612,652
0268	DIRECTORS K12 & ADULT INSTRUCTION	499,014	505,448	473,138	562,879	623,335
0269	DIRECTOR OF ESE	1,369,002	543,309	507,646	496,783	469,641
0270	DIRECTOR OF STUDENT SVCS	760,552	1,547,624	1,421,767	1,392,432	1,313,951
0272	E-TECHNOLOGY	535,376	522,451	486,270	510,375	492,392
0273	ELEMENTARY ESE ALLOCATION	525,000	500,000	525,000	525,814	525,814
0300	EXEC DIR - H/R & EMPLOYEE SUPPORT	897,895	948,311	842,238	695,554	705,255
0320	MIS -TECHNOLOGY & INFORMATION	4,262,771	4,069,031	3,535,338	2,740,106	2,481,879
0322	MIS - MAILROOM	-	-	-	35,000	30,000
0324	MIS - SITE BASED TECHNICIANS	-	-	-	654,753	569,581

**Multi Year Budget Comparison**  
*by Project Year*

	PROJECT DESCRIPTION	2023-2024	2022-2023	2021-2022	2020-2021	2019-2020
		Final	Final	Final	Final	Final
0325	MIS - TECH REPLACEMENT	180,000	12,500	100,000	150,000	150,000
0326	MIS - MAINTENANCE	-	-	-	174,164	99,164
0352	SCHOOL & COMMUNITY RELATIONS	274,716	266,277	256,545	252,734	246,117
0400	BUSINESS OFFICE	425,021	418,526	297,781	217,810	209,405
0410	BAY DISTRICT WAREHOUSE	258,951	238,018	208,010	187,952	178,365
0420	PURCHASING OFFICE	345,035	341,859	313,002	399,340	370,471
0430	FINANCE OFFICE	437,058	438,581	370,268	370,890	390,021
0440	PAYROLL OFFICE	411,718	420,651	380,549	366,603	364,093
0450	FACILITIES	1,280,426	1,231,718	915,640	831,236	847,417
0460	EXE DIR - BUSINESS & SUPPORT SVCS (CFO)	226,211	200,943	193,761	187,558	179,678
0470	DEPUTY SUPERINTENDENT - OPERATIONS	234,053	206,390	188,793		
0475	NELSON BUILDING OPERATIONS	266,143	265,651	228,896	227,916	341,000
0476	R.L. YOUNG CENTER OPERATIONS	144,487	138,789	131,998	131,509	136,350
0701	BAY HAVEN ELEMENTARY CHARTER ACADEMY	4,933,524	4,382,428	4,217,412	4,204,861	4,281,551
0711	BAY HAVEN MIDDLE CHARTER ACADEMY	2,537,466	2,245,130	2,148,425	2,214,089	2,154,165
0712	RISING LEADERS CHARTER ACADEMY	2,070,527	1,647,286	1,303,340	1,042,949	1,067,894
0713	UNIVERSITY ACADEMY CHARTER SCHOOL	4,258,083	3,706,946	3,432,268	3,369,842	3,507,168
0714	CENTRAL ACADEMY	-	-	-	229,204	224,814
0731	NORTH BAY HAVEN CHARTER ACADEMY - MIDDLE	3,094,224	2,741,580	2,587,107	2,524,557	2,521,154
0741	NORTH BAY HAVEN CAREER ACADEMY	5,241,902	4,646,761	4,408,663	4,308,777	4,305,417
0751	NORTH BAY HAVEN CHARTER ACADEMY - ELEMENTARY	4,431,663	3,939,089	3,699,096	3,608,944	3,597,707
0764	AMIKIDS MARITIME ACADEMY	493,495	148,819			
0771	PALM BAY PREPARATORY	1,333,177	1,091,862	1,242,024	1,270,269	1,579,887
0781	CHAUTAUQUA CHARTER SCHOOL	805,929	664,397	601,256	606,739	643,522
0782	CENTRAL HIGH SCHOOL	711,419	510,383	634,845	729,984	826,510
0801	PALM BAY ELEMENTARY	2,111,530	1,657,240	1,548,818	1,542,107	1,914,734
0792	VIRTUAL ACADEMY	35,890	110,196	110,196	88,648	91,996
0793	BAY VIRTUAL	322,035	615,688	755,414	560,359	343,559
0794	BDS COURSE OFFERINGS	768,558	750,338	395,186	640,471	368,558
0795	BVS BLENDED	-	-	-	440,351	434,434
1010	HURRICANE MICHAEL	-	-	-	138,071	2,632,857
2006	LIMITED ENGLISH PROFICIENCY	1,369,505	1,273,393	1,082,091	882,681	742,673
2008	ASSESSMENT & ACCOUNTABILITY	300,709	296,576	273,710	258,142	248,388
2009	BDS CTE PROGRAM	131,571	136,509	129,225	180,981	54,068
2010	MEDICAID REIMBURSEMENT	112,362	110,253	104,313	100,392	96,403
2011	PCMI	-	-	-	-	-
2013	INTERNATIONAL BACCALAUREATE	116,363	68,346	157,682	79,271	170,507
2015	EXTRACURRICULAR ACTIVITIES	188,900	156,000	147,300	157,195	144,396
2016	SELF-INSURANCE - (FUND 110)	1,900,000	1,900,000	1,900,000	1,900,000	1,900,000

**Multi Year Budget Comparison**  
*by Project Year*

	PROJECT DESCRIPTION	2023-2024	2022-2023	2021-2022	2020-2021	2019-2020
		Final	Final	Final	Final	Final
2017	MAINTENANCE PECO/LCI	1,500,000	1,350,000	1,350,000	1,250,000	1,250,000
2018	BLOOD-BORNE PATHOGENS	-	350	350	360	360
2019	SCHOOL RESOURCE OFFICER PROGRAM	1,304,758	1,005,430	892,505	851,056	851,056
2021	HIGH SCHOOL REMEDIATION	76,680	76,680	91,680	91,680	91,680
2023	HIGH SCHOOL DRAMA PROGRAMS	-	-	-	10,000	10,000
2025	INSERVICE EDUCATION	857,812	845,483	734,736	726,121	671,022
2026	HEALTHCARE CONTRACT	824,050	679,562	491,786	514,000	514,000
2029	SPECIAL OLYMPICS	2,000	2,000	2,000	2,000	2,000
2030	TRANSITIONAL EQUALIZATION	-	-	-	1,562	885,394
2031	BAND INSTRUMENT REPAIR / UNIFORM	119,400	119,400	19,400	18,400	18,400
2032	SCHOOL AGE CHILD CARE-BAYBASE	2,829,283	2,841,670	2,070,996	1,892,248	1,770,666
2037	INSTRUCTIONAL MATERIALS-TEXTBOOKS	1,813,019	1,474,321	1,417,543	1,331,935	1,415,533
2041	GULF COAST COLLEGE/STEM COORDINATOR	-	-	-	-	38,165
2070	ADVANCED PLACEMENT	1,118,302	914,981	1,027,599	1,046,207	1,140,590
2071	R.O.T.C.	895,297	829,803	821,927	747,824	788,896
2073	TEEN PARENTING	69,572	74,103	95,016	104,772	119,598
2074	DUAL ENROLLMENT	247,000	200,000	184,000	180,000	75,000
2113	A I C E	803,648	852,235	873,053	689,279	490,071
2129	PLAYGROUND EQUIPMENT	-	-	-	-	-
2130	CHOIR & BAND EQUIPMENT/REPAIR	250,000	250,000	250,000	250,000	250,000
2131	BAND EQUIPMENT	52,390	52,390	52,390	49,140	49,140
2133	SCHOOL IMPROVEMENT	57,000	60,800	60,800	101,461	189,585
2137	INSTRUCTIONAL MATERIALS-SCIENCE	36,420	31,397	30,329	28,652	30,402
2173	ESE DROPOUT PREVENTION	24,711	24,513	22,904	23,212	20,438
2213	INDUSTRY CERTIFICATION	741,527	953,405	631,117	757,581	718,480
2225	FLORIDA SCHOOL RECOGNITION PROGRAM	-	-	-	-	1,036,977
2237	INSTRUCTIONAL MATERIALS-LIBRARY MEDIA	133,244	114,867	110,959	104,826	111,228
2273	REGULAR DROPOUT PREVENTION	89,458	89,360	104,836	104,886	104,818
2337	INSTRUCTIONAL MATERIALS-DUAL ENROLL	115,211	101,251	86,768	80,922	95,807
2437	INSTRUCTIONAL MATERIALS-ESE APPS	43,032	37,593	36,848	34,770	36,118
2537	INSTRUCTIONAL MATERIALS-CHARTER SCHOOLS	-	372,936	381,763	376,404	390,963
2704	SAFE SCHOOLS - CHARTER SCHOOLS	500,072	402,133	365,999	370,184	375,375
2705	DISTRICT SAFETY OFFICERS	1,652,964	1,433,438	1,259,677	1,104,729	1,085,788
2706	SAFE SCHOOLS	70,500	24,200	135,721	131,523	116,020
2707	DISTRICT SAFETY & SECURITY MANAGER	647,461	569,795	519,014	508,411	461,835
2708	ADJUDICATED YOUTH-ALTERNATIVE	33,639	36,655	41,204	46,860	43,267
2855	FLORIDA TEACHERS LEAD PROGRAM	540,000	488,109	482,589	467,140	485,471
2928	STATE VPK (VOLUNTARY PRE-K)	1,981,815	1,983,751	1,809,778	1,822,631	1,844,473
3000	RESERVE APPROPRIATION	1,925,915	1,925,915	1,925,915	1,925,915	1,925,915
3002	THERAPY/DIAGNOSTIC CENTER JANITORIAL	41,999	41,568	55,970	52,024	34,000
3003	EXTERNAL AUDIT	50,000	100,000	75,000	-	69,000

**Multi Year Budget Comparison**  
*by Project Year*

	PROJECT DESCRIPTION	2023-2024 Final	2022-2023 Final	2021-2022 Final	2020-2021 Final	2019-2020 Final
3005	WELLNESS INITIATIVE	-	6,200	-	11,985	20,000
3050	PANDEMIC RESPONSE PLAN	-	-	-	360,000	
3070	RESERVE FOR FTE ADJUSTMENT	2,032,722	1,636,145	1,270,000	100,000	6,542,268
3074	RESERVE FOR MCKAY SCHOLARSHIPS	-	-	-	111,607	-
3076	RESERVE FOR HEALTH INSURANCE INCR	750,000	750,000	1,500,000	700,000	700,000
3078	RESERVE FOR FTE AUDIT ADJUSTMENTS	172,783	172,783	172,783	172,783	172,783
3079	CLASS SIZE REDUCTION PLAN	-	50,000	250,000	250,000	250,000
3081	RESERVE FOR PRORATION	100,000	100,000	100,000	100,000	100,000
3691	WORKFORCE DEVELOPMENT	3,009,151	2,921,506	2,854,566	2,854,566	2,825,894
3751	P.R.O.M.I.S.E. BEHAVIOR PROGRAM	429,507	474,813	446,032	417,463	353,887
	TOTAL					
		264,779,522	242,367,696	219,520,608	218,286,656	219,554,307



# **FOOD SERVICE**



## **SPECIAL REVENUE FUNDS FOOD SERVICE**

### **REFER TO PAGES 4 AND 5 OF THE DISTRICT SUMMARY BUDGET**

**FOOD SERVICE-FUNCTION 7600:** The Food Service Department consists of those activities concerned with providing food to students and staff in the school or school system. This function includes the preparation and serving of regular and incidental meals, breakfasts, lunches or snacks in connection with school activities and the delivery of food. It also includes providing a summer food service program to summer school and non-school sites and an after-school snack program.

In August of 2012, Bay District Schools partnered with Chartwells School Dining Services to manage our district food service function. Nationwide, Chartwells currently manages over 550 public school districts and serves approximately 2.5 million students across the country. Chartwells provides Bay District Schools with an appealing and nutritionally sound child nutrition program that is safe and affordable to parents, students, faculty, and staff.

### **ESTIMATED REVENUES**

1. **FEDERAL THROUGH STATE:** This budget anticipates receiving \$ 5,500,000 from the Federal Government for reimbursement on meals served to students. It is estimated that an average of 10,445 students will eat lunches each school day and 4,567 will eat breakfast. After School Snack Program will generate approximately \$120,000 in revenue for fiscal year 2023-2024. We also estimate that we will receive \$ 600,000 in USDA donated foods (commodities).
2. **STATE SOURCES:** The estimated amount shown here is provided by the state as a food service supplement. It is the only projected revenue that is not estimated locally.
3. **LOCAL SOURCES:** The revenue shown is derived from the sale of meals and meal components at all schools to both students and adults and includes contracted meal sales during the summer.

### **APPROPRIATIONS**

1. **SALARIES AND EMPLOYEE BENEFITS:** The appropriations shown are for the District Food Service Department.
2. **OTHER APPROPRIATIONS:** All appropriations are listed on the following page which shows a detailed record by object. Other purchased services is the largest appropriation and reflects the payment to Chartwells for managing the food service function.

**Fund 410**  
**Food Service FY 2023-2024**

Object	Description	Current Year Appropriations
<b>Salaries:</b>		
111	Administrators-Regular Pay	207,280
121	Teachers-Regular Pay	
131	Other Certified-Regular Pay	
151	Para-Profess-Regular Pay	
152	Para-Profess-Overtime Pay	
161	Support Personnel-Reg Pay	137,147
162	Support Personnel-Overtime Pay	
163	Support Personnel-Supplement	
165	Support Personnel-Term Pay Sick	
168	Support Personnel-Bonuses	
181	Administrator, Non-Supervisory	-
	<b>Total Salaries:</b>	<b>344,427</b>
<b>Employee Benefits:</b>		
210	Retirement	53,194
220	Social Security	26,351
230	Group Insurance	40,069
235	Unemployment Compensation	
240	Workers' Comp	11,295
	<b>Total Employee Benefits:</b>	<b>130,909</b>
<b>Purchased Services:</b>		
310	Professional & Technical	
320	Insurance & Bond Premiums	
330	Travel	3,000
331	Travel CL-3	
350	Repairs & Maintenance	12,000
369	Technology Related Rentals	4,000
370	Communications	15,000
379	Telephone & Other Data Comm	2,000
380	Public Utility-Other	139,600
390	Other Purchased Services	7,311,765
	<b>Total Purchased Services:</b>	<b>7,487,365</b>
<b>Energy Services:</b>		
410	Natural Gas	27,600
420	Bottled Gas	
430	Electricity	343,500
440	Heating Oil	
450	Gasoline	2,500
460	Diesel Fuel	
490	Other Energy Services	
	<b>Total Energy Services:</b>	<b>373,600</b>

Object	Description	Current Year Appropriations
<b>Materials &amp; Supplies:</b>		
510	Supplies	50,100
519	Technology Related Supplies	
530	Periodicals	
540	Oil & Grease	
550	Repair Parts	2,500
560	Tires & Tubes	1,000
570	Food	
580	Commodities	580,000
590	Other Materials & Supplies	
	<b>Total Materials &amp; Supplies:</b>	<b>633,600</b>
<b>Capital Outlay:</b>		
610	Library Books	
621	Capitalized AV Materials	
622	Non-Capitalized AV Materials	
630	C/O Buildings & Fixed Equip	
641	Capitalized Furn/Fix/Equip	65,000
642	Non-Capitalized Furn/Fix/Equip	40,000
643	Capitalized Computer Hardware	6,500
644	Non-Cap Computer Hardware	8,000
651	Buses	
652	Motor Vehicle Not Buses	
670	Improve Other Than Bldgs	
691	Capitalized Computer Software	
692	Non-Cap Computer Software	15,000
	<b>Total Capital Outlay:</b>	<b>134,500</b>
<b>Other Expenses:</b>		
710	Redemption of Principal	
720	Interest	
730	Dues & Fees	2,000
740	Judg Against School System	
750	Other Personal Services	
771	Group Health Insurance Claims	
772	Auto Liability	
773	Auto Physical Damage	
774	General Liability	
776	Property	
777	Prescription Claims	
778	Worker's Compensation	
792	Indirect Cost	250,000
	<b>Total Other Expenses:</b>	<b>252,000</b>
	<b>Total Budget</b>	<b>9,356,401</b>
	<b>Total Encumbered</b>	<b>112,881</b>
	<b>Total Project Budget ==&gt;&gt;</b>	<b>9,469,282</b>



# **SPECIAL REVENUE**

# **SPECIAL REVENUE FUNDS FUNDS 420, 441, 442, 443, 444, 445, & 446**

**REFER TO PAGES 6 - 19 OF THE DISTRICT SUMMARY BUDGET**

Special Revenue Funds are funds used to account for proceeds of specific revenue sources that are legally restricted to expenditure for specified purposes. Special Revenue Funds - Other includes federal categorical aid. Programs in this budget include Title I, Adult General Education, IDEA, vocational programs, the Drug Free program, and federally funded programs for individuals with disabilities as well as CARES (Coronavirus Aid, Relief, and Economic Security), CRRSA (Coronavirus Response and Relief Supplemental Appropriations) and ARP (American Rescue Plan) funding.

## **ESTIMATED REVENUE:**

1. **REVENUE SOURCE:** The amount shown for revenue is derived from prior year projects and carryover balances.

New projects are incorporated into the budget when notice is received from the Department of Education that a grant application is in substantially approvable form.

2. **BALANCE AT BEGINNING OF YEAR:** It will be noted that there is no fund balance (account #2800) in this budget as there is in all other funds. This particular fund is treated differently from others in that all cash on hand and all funds due on approved projects are re-budgeted as revenue rather than shown as fund balance.



# **DEBT SERVICE**

## **DEBT SERVICE FUNDS**

**REFER TO PAGES 22 AND 23 OF THE DISTRICT SUMMARY BUDGET**

This section of the budget is for bonded indebtedness of the School Board. It includes Certificates of Participation sold by the Board to finance construction of new schools and facilities.

### **REVENUE:**

The revenue for debt service funds is used to pay interest, principal, and fees on Certificates of Participation and is a transfer of money from the Capital Projects Fund.

### **APPROPRIATIONS:**

Appropriations are the dollars required to pay the principal, interest and fees for the Certificates of Participation.



# **CAPITAL PROJECTS**

## CAPITAL PROJECTS FUNDS

We are working to make our facilities safe, secure and technologically updated. Projects were established according to priorities previously approved by the School Board.

Capital projects funds are summarized in pages 24 and 25 of the District Summary Budget. These funds account for financial resources to be used for acquisition, construction, maintenance, remodeling and renovation of capital facilities.

### ESTIMATED REVENUE

1. **CO & DS DISTRIBUTED TO DISTRICTS (3321):** The District participated in the State COBI; therefore, our amount has been reduced. These funds are provided for approved capital outlay and debt service projects shown in our most recent Educational Plant Survey and approved by DOE on our Project Priority List. These projects must be tied to student stations.
2. **DISTRICT LOCAL CAPITAL IMPROVEMENT TAX (3413):** These funds are authorized by Florida Statutes, and represent the 1.5000 mill Capital Improvement Tax that the Superintendent is recommending to be levied. The revenue is computed as follows:  
$$1.5000 \text{ mills} \times \$30,893,805,547 \times 96\% = \$44,487,080$$
3. **INTEREST (3430):** This amount is projected and will be adjusted to actual in the fund balance at the end of the fiscal year.
4. **ONE-HALF CENT SALES TAX (3418):** The citizens of Bay County passed a ½ sales surtax on August 24, 2010 to finance education facilities needs. This tax was renewed by the voters in August of 2018. The sales tax can be used for new construction, renovation, remodeling of existing schools and the related cost of design, construction and furnishing these areas. In addition, the sales tax provides for technology implementation, including hardware and software, for various sites within the District.



## APPROPRIATIONS

The appropriations shown on Page 25 of the budget are explained in the following paragraphs:

### **BUILDINGS & FIXED EQUIPMENT (630):**

The amount appropriated for this account represents funds for new construction projects.

### **FURNITURE, FIXTURES & EQUIPMENT (640):**

The amount budgeted is for furniture/equipment for recently completed construction projects and for those under construction.

### **MOTOR VEHICLES (650):**

This appropriation is to purchase school buses.

### **LAND (660):**

This appropriation is for land purchases of the district.

### **IMPROVEMENTS OTHER THAN BUILDINGS (670):**

This appropriation provides for the athletic improvements and paving/drainage projects.

### **REMODELING & RENOVATION (680):**

This appropriation includes funds for projects under construction and proposed projects.

### **COMPUTER SOFTWARE (690):**

This appropriation is for technology support of the district.

### **CHARTER SCHOOL LOCAL CAPITAL IMPROVEMENT/SALES TAX (793/795):**

This is the amount passed through to charter schools for their portion of local capital improvement and sales tax or paid on behalf of charter schools.

## **EXPLANATION OF CHART**

This chart lists all of the Capital Outlay Projects under construction or planned for this fiscal year and shows the source of funds to support each project.

### **BOARD PRIORITIES 23-24**

Arnold: HVAC Renovations  
Bay Haven Charter Academy: Construction of Classroom Building  
Bay High School: Building 1 Renovations  
Bay High School: Fine Arts Center Complete Furnishings  
Bay High School: 13<sup>th</sup> Street Parking Improvements  
Buses: Purchase of Nine New School Buses  
Cedar Grove Elementary: Construction of Gym  
Charter Schools: Half-Cent Funds Allocation  
Deane Bozeman School: Construction of Classroom Building and Site Improvements  
Everitt Middle School: Demo of Buildings  
Haney Technical College: Replacement Buildings

Hiland Park Elementary School: Construction of Classroom Wing  
Hurricane Damage Repairs  
Land Purchases: As Needed  
Mosley High School: Outdoor Ed Classroom  
Mowat Middle School: Construction of New Cafeteria and Administration; Remodel Existing Cafeteria and Administration into Clinic and Classrooms  
Other Automobiles: As Needed  
Palm Bay Charter Academy: Construction of Soccer Fields  
Patronis Elementary School: Campus-wide Renovation  
Preventive Projects: As Needed  
Rising Leaders Academy: Bathroom Renovations  
Roofing: Repairs & Maintenance As Needed  
Rutherford 6-12 School: Construction of Two P.E. Pavilions  
Rutherford 6-12 School: Building 2 HVAC Renovations  
Safety & Security Projects & Equipment: As Needed  
Small Projects: As Needed  
Southport Elementary School: Construction of Gym & Classroom Wing  
Technology Support: Districtwide  
Tommy Smith Elementary: Campus-wide Renovation  
Tommy Smith Elementary: Construction of Classroom Wing  
University Academy: Site work and construction of P.E. Pavilion

## **RECURRING PROGRAMS AND TRANSFERS**

1. **TECHNOLOGY:** The Board previously requested this project annually to support instructional technology at the schools.
2. **SMALL & PREVENTIVE PROJECTS:** This includes several small projects that require engineering and/or contracting such as inspections, fire alarms, site improvements, HVAC upgrades, flooring, lighting, painting, accessibility, hazardous materials and athletic facilities. This appropriation also provides for the correction of deficiencies identified in the casualty sanitation, fire safety, and facility assessment inspection reports for all District facilities and for funds playground, band, and choir equipment.

**TRANSFERS TO DEBT SERVICE FUND:** Funds for the payment of principal and interest for the C.O.P. projects and associated charges.

**TRANSFERS TO GENERAL FUND:** For detail of transfers to General Fund, please see the General Fund Introduction, page 1.

## **SUMMARY:**

Project cost estimates include total project requirements, i.e. Architectural/Engineering fees, inspections, technology, demolition, site improvements, covered walks, testing, etc. The unappropriated funds (Fund Balance 6/30/23) will be used to fund contingencies, to finance School Board approved projects and/or rolled over into the 2023-2024 budget.

FINAL 2023-24 CAPITAL OUTLAY PROJECTS WORKSHEET - 1.5 CO Millage

	340	360	370	370	370	370	370	370	370	370	390	390	390	390	390	390	390	390	390	390	
	PROJECT TOTAL	Haney Make It Happen 5379	CO & DS 5050	Hurricane Michael 1010	Returned Hurricane 370 Funds 1017	Loan Proceeds LCI 5027	2019-20 LCI 5442	2020-21 LCI 5443	2021-22 LCI 5444	2022-23 LCI 5445	2023-24 LCI 5446	Hurricane Michael 1010	Returned Hurricane 390 Funds 1018	COP 5023	COP 5024	Loan Proceeds Half-Cent 5026	Other 5040	Donation 5042	1/2 CENT 5066*	Haney Science & Business Bldg 5380	Haney FFE for Science Bldg 5381
<b>Fund Balances</b>	140,710,029	939	4,524,512	1,789,651	1,425,863	49,559,114	2,565,984	49,173	1,335,003	11,040,479	-	2,662,941	980,970	1,660,790	1,539,962	16,400,537	561,183	9	44,612,919	3,457,091	1,470,835
<b>Revenue</b>	80,754,333	412,744	926,583	-	-	-	-	-	-	-	44,487,080	-	-	-	-	-	-	-	30,000,000	-	-
<b>Interest</b>	7,825	-	7,825	-	-	-	-	-	-	-	-	-	-	-	-	-	-	-	-	-	-
<b>Total Available</b>	221,472,187	413,683	5,458,920	1,789,651	1,425,863	49,559,114	2,565,984	49,173	1,335,003	11,040,479	44,487,080	2,662,941	980,970	1,660,790	1,539,962	16,400,537	561,183	9	74,612,919	3,457,091	1,470,835
<b>Encumbrances</b>	78,449,940	413,683	2,022,909	673,412	499,984	24,757,125	639,870	-	1,306,548	10,773,746	-	2,344,077	980,647	1,593,483	1,460,767	2,898,371	-	-	24,628,227	3,344,055	113,036
<b>PROJECTS</b>																					
Bay Haven Charter Academy	5,601,700																				5,601,700
Bay High Batting Cage	150,000						150,000														
Bay High Building 1 FFE	1,067,316													67,307				9	1,000,000		
Bozeman Classroom Wing/Site Imp.	23,063,497					16,950,554										6,112,943					
Cedar Grove Gym FFE	622,768					76,535										546,233					
Deer Point Wall Panels	150,000						150,000														
Haney Replacement Buildings FFE	1,470,835																			113,036	1,357,799
Hiland Park Classroom Wing	5,000,000									5,000,000											
Lucille Moore Renovation Phase 1	7,200,000																		7,200,000		
Merritt Brown Classroom Wing FFE	2,747,757															2,747,757					
Misc Maintenance Projects at H. Beach, Waller, Transportation	150,000										150,000										
Mosley Bandroom Renovation FFE	100,000										100,000										
Mosley Outdoor Ed Classroom FFE	175,000										175,000										
Mowat Cafeteria/Admin Classrooms	11,553,081		3,436,011			5,972,159										1,744,911					
Nelson Building Phase 1 Envelope	5,000,000									5,000,000											
Northside Classroom Wing FFE	2,624,864					1,781,220										843,644					
Palm Bay Soccer Fields	647,795																				647,795
Patronis Renovation FFE	400,000																				400,000
Rising Leaders Bathroom Ren.	70,000																				70,000
Rutherford Batting Cage	150,000						150,000														
Southport Classroom Building FFE	250,000										250,000										
Southport Gymnasium	1,800,000										1,800,000										
Technology Support	7,350,000										250,000										7,300,000
Technology - New Construction	1,000,000																				1,000,000
Tommy Smith Classroom Wing FFE	1,506,678															1,506,678					6,275,000
Tommy Smith Renovation Phase 1	6,275,000																				6,275,000
Tyndall Environmental Study	500,000										500,000										
University Academy PE/Site Work	2,563,346																				2,563,346
West Bay Classroom Wing Phase 1	5,326,384											318,864	323		79,195						4,928,002
<b>RECURRING PROJECTS &amp; TRANSFERS</b>																					
Buses	1,288,503										1,288,503										
Charter Schools Half-Cent	7,154,000																				7,154,000
Charter Schools LCI	1,454,107										1,454,107										
Elevator Code Compliance	676,091										676,091										
HVAC Emergency Repairs	500,000										500,000										
Land Purchases	561,183																561,183				
Lawn Care Services	720,000										720,000										
Lighting Upgrades	500,000										500,000										
Roofing	1,000,000										1,000,000										
Small Projects	5,288,438			1,116,239	925,879	21,521	1,476,114	49,173	28,455		1,671,057										
Preventive Projects	3,636,072										3,636,072										
<b>Subtotal</b>	195,544,355																				
<b>Transfers to Debt Svc Fund</b>																					
COPs	16,103,149										10,258,300										5,844,849
<b>Transfers to General Fund</b>																					
Extracurricular (Band/Choir-(2130)	451,198									201,198	250,000										
Maintenance Dept (2017)	1,565,535									65,535	1,500,000										
MIS Dept (0325)	180,000										180,000										
Transportation Salaries	2,000,000										2,000,000										
Facilities Salaries	250,000										250,000										
<b>Transfers to Self Insurance</b>																					
Property Insurance (SB1276)	4,877,950										4,877,950										
<b>TOTAL APPROPRIATIONS</b>	220,972,187	413,683	5,458,920	1,789,651	1,425,863	49,559,114	2,565,984	49,173	1,335,003	11,040,479	43,987,080	2,662,941	980,970	1,660,790	1,539,962	16,400,537	561,183	9	74,612,919	3,457,091	1,470,835
<b>UNAPPROPRIATED</b>	<b>500,000</b>										500,000										
	220,972,187	221,472,187																			



**ENTERPRISE  
FUND**

## **ENTERPRISE FUNDS BEACON LEARNING CENTER**

### **REFER TO PAGE 28 OF THE DISTRICT SUMMARY BUDGET**

Beacon Learning Center, also known as Beacon Educator, is a self-supporting, internet-based enterprise offering professional development and educational resources based on contemporary research. Beacon began in 1997 and has built resources for educators which include:

- Online and hybrid professional development programs, courses and modules
- Curriculum products
- Specialized consultation services

Since 2003, educators have completed more than 380,000 Beacon professional development courses and modules. Programs include Reading, ESOL, Gifted, and Autism Endorsements, Professional Development Certification, and other professional growth options. Beacon has delivered more than 7,900,000 hours of online professional development coursework for educators in 40 (forty) states. Beacon continues to develop new resources to help educators increase student achievement.

Beacon has contracted with numerous school districts and educational institutions to support their investment in professional growth for teachers, administrators, and support staff. Additionally, a growing number of individuals purchase online professional development courses for recertification purposes.

**ENTERPRISE FUND: (3481):** Beacon Educator's generates its revenue of \$2,500,000 from Professional Development services. As of July 1, 2023, there is an estimated Net Position of \$ 3,854,244.

## Fund 910 Project 2076 Beacon Learning Center FY 2023-2024

**Enterprise Fund**

Object	Description	Current Year Appropriations
<b>Salaries:</b>		
111	Administrators-Regular Pay	233,553
113	Administrators - Supplements	2,765
115	Administrators - Term Pay Sick	
121	Teachers-Regular Pay	100,000
131	Other Certified-Regular Pay	
133	Supplement-Other Certified	
161	Other Support Personnel	35,392
181	Administrator, Non-Supervisory	768,105
183	Salaried Support Pers Supplement	
<b>Total Salaries:</b>		<b>1,139,815</b>
Object	Description	Current Year Appropriations
<b>Employee Benefits:</b>		
210	Retirement	149,550
220	Social Security	87,204
230	Group Insurance	114,337
235	Unemployment Compensation	
240	Workers' Comp	17,105
<b>Total Employee Benefits:</b>		<b>368,196</b>
Object	Description	Current Year Appropriations
<b>Purchased Services:</b>		
310	Professional & Technical	700,000
320	Insurance & Bond Premiums	
330	Travel	20,000
331	Travel CL-3	100
359	Tech Related Repairs & Maintenance	1,000
360	Technology Related Rentals	10,000
369	Communications	35,000
379	Telephone & Other Data Svcs	4,000
390	Other Purchased Services	100
399	Tech Related Purchased Services	2,000
<b>Total Professional &amp; Technical</b>		<b>772,200</b>
Object	Description	Current Year Appropriations
<b>Energy Services:</b>		
410	Natural Gas	
420	Bottled Gas	
430	Electricity	
440	Heating Oil	
450	Gasoline	
460	Diesel Fuel	
490	Other Energy Services	
<b>Total Energy Services:</b>		<b>-</b>

Object	Description	Current Year Appropriations
<b>Materials &amp; Supplies:</b>		
510	Supplies	20,000
519	Technology Related Supplies	5,000
530	Periodicals	
540	Oil & Grease	
550	Repair Parts	
560	Tires & Tubes	
570	Food	
580	Commodities	
590	Other Materials & Supplies	
<b>Total Materials &amp; Supplies:</b>		<b>25,000</b>
Object	Description	Current Year Appropriations
<b>Capital Outlay:</b>		
610	Library Books	
621	Capitalized AV Materials	
622	Non-Capitalized AV Materials	
630	C/O Buildings & Fixed Equip	
641	Capitalized Furn/Fix/Equip	5,000
642	Non-Capitalized Furn/Fix/Equip	5,000
643	Capitalized Computer Hardware	4,000
644	Non-Cap Computer Hardware	12,000
648	Tech-Rel Furn/Fix/Equip	2,000
649	Tech-Rel Ncap Furn/Fix/Equip	2,000
680	Improve Other Than Bldgs	
691	Capitalized Computer Software	2,000
692	Non-Cap Computer Software	2,000
<b>Total Capital Outlay:</b>		<b>34,000</b>
Object	Description	Current Year Appropriations
<b>Other Expenses:</b>		
710	Redemption of Principal	
720	Interest	
730	Dues & Fees	40,000
740	Judg Against School System	
750	Other Personal Services	
774	General Liability	
776	Property	
777	Prescription Claims	
778	Worker's Compensation	
792	Indirect Cost	40,000
<b>Total Other Expenses:</b>		<b>80,000</b>
<b>Total Budget</b>		<b>2,419,211</b>
<b>Total Encumbered</b>		<b>1,386</b>
<b>Total Project Budget ==&gt;</b>		<b>2,420,597</b>



# **INTERNAL SERVICE**

**INTERNAL SERVICE FUNDS  
SELF INSURANCE  
GENERAL LIABILITY/WORKERS' COMPENSATION**

**REFER TO PAGE 29 OF THE DISTRICT SUMMARY BUDGET**

Internal Service Funds are used to account for self-insurance program funds and other proprietary funds. Generally Accepted Accounting Principles (GAAP) and Government Accounting Standards Board (GASB) statements dictate the accounting procedures for self insurance funds of governmental agencies. We as a governmental agency are required to follow these standards and principles.

**REVENUE:**

**CHARGES FOR SERVICES (3481):** This is the estimated amount to be collect from various funds for General Liability/Workers Compensation Insurance. As estimated unpaid claims accumulate over the years, it is necessary to monitor and reserve accordingly. At June 30, 2023, the Reserve for Estimated Unpaid Claims account contained \$10,218,381.



**Fund 710 Project 2016  
Internal Service FY 2023-2024**

Object	Description	Current Year Appropriations
<b>Salaries:</b>		
111	Administrators-Regular Pay	124,068
113	Administrators-Supplements	-
115	Administrators-Term/Sick Pay	-
133	Other Certified-Regular Pay	-
151	Para-Profess-Regular Pay	-
152	Para-Profess-Overtime Pay	-
161	Support Personnel-Reg Pay	110,220
162	Support Personnel-Overtime Pay	-
163	Support Personnel-Supplement	-
165	Support Personnel-Term/Sick Pay	-
166	Worker's Comp Light Duty	-
171	Board Members Regular Pay	-
181	Administrator, Non-Supervisory	43,210
	<b>Total Salaries:</b>	<b>277,498</b>
<b>Employee Benefits:</b>		
210	Retirement	37,659
220	Social Security	21,232
230	Group Insurance	46,895
235	Unemployment Compensation	-
240	Workers' Comp	4,165
	<b>Total Employee Benefits:</b>	<b>109,951</b>
<b>Purchased Services:</b>		
310	Professional & Technical	467,100
320	Insurance & Bond Premiums	7,198,158
330	Travel	8,000
331	Travel CL-3	400
350	Repairs & Maintenance	100
360	Rentals	200
369	Technology Related Rentals	1,300
370	Communications	300
379	Telephone & Other Data Comm Sv	2,100
390	Other Purchased Services	80,000
	<b>Total Purchased Services:</b>	<b>7,757,658</b>
<b>Energy Services:</b>		
410	Natural Gas	-
420	Bottled Gas	-
430	Electricity	-
440	Heating Oil	-
450	Gasoline	-
460	Diesel Fuel	-
490	Other Energy Services	-
	<b>Total Energy Services:</b>	<b>-</b>

Object	Description	Current Year Appropriations
<b>Materials &amp; Supplies:</b>		
510	Supplies	3,500
519	Technology Related Supplies	3,000
530	Periodicals	100
540	Oil & Grease	-
550	Repair Parts	-
560	Tires & Tubes	-
570	Food	-
580	Commodities	-
590	Other Materials & Supplies	-
	<b>Total Materials &amp; Supplies:</b>	<b>6,600</b>
<b>Capital Outlay:</b>		
610	Library Books	-
621	Capitalized AV Materials	-
622	Non-Capitalized AV Materials	100
630	C/O Buildings & Fixed Equip	-
641	Capitalized Furn/Fix/Equip	15,000
642	Non-Capitalized Furn/Fix/Equip	15,000
643	Capitalized Computer Hardware	2,000
644	Non-Cap Computer Hardware	2,000
648	Tech Rel Cap FF&E	500
649	Tech Rel Non Cap FF&E	2,000
670	Improve Other Than Bldgs	-
691	Capitalized Computer Software	500
692	Non-Cap Computer Software	500
	<b>Total Capital Outlay:</b>	<b>37,600</b>
<b>Other Expenses:</b>		
710	Redemption of Principal	-
720	Interest	-
730	Dues & Fees	8,000
740	Judg Against School System	-
750	Other Personal Services	5,000
770	Claims Expense	100
772	Auto Liability	350,000
773	Auto Physical Damage	100,000
774	General Liability	450,000
775	Errors & Omission Claim Exp	200,000
776	Property	500,000
778	Worker's Compensation	2,800,000
790	Miscellaneous Expense	10,000
	<b>Total Other Expenses:</b>	<b>4,423,100</b>
	<b>Total Budget</b>	<b>12,612,407</b>
	<b>Total Encumbered</b>	<b>(27)</b>
	<b>Total Project Budget ==&gt;&gt;</b>	<b>12,612,380</b>

Self Insurance - Group Health FY 2023-2024

Object	Description	Current Year Appropriations
<b>Salaries:</b>		
111	Administrators-Regular Pay	
113	Administrators-Supplements	
115	Administrators-Term/Sick Pay	
133	Other Certified-Regular Pay	
151	Para-Profess-Regular Pay	
152	Para-Profess-Overtime Pay	
161	Support Personnel-Reg Pay	
162	Support Personnel-Overtime Pay	
163	Support Personnel-Supplement	
165	Support Personnel-Term/Sick Pay	
166	Worker's Comp Light Duty	
171	Board Members Regular Pay	
181	Administrator, Non-Supervisory	
	<b>Total Salaries:</b>	-
<b>Employee Benefits:</b>		
210	Retirement	
220	Social Security	
230	Group Insurance	
235	Unemployment Compensation	
240	Workers' Comp	
	<b>Total Employee Benefits:</b>	-
<b>Purchased Services:</b>		
310	Professional & Technical	1,500,000
320	Insurance & Bond Premiums	2,850,000
330	Travel	
331	Travel CL-3	
350	Repairs & Maintenance	
360	Rentals	
369	Technology Related Rentals	130,000
370	Communications	
379	Telephone & Other Data Comm Sv	1,000
390	Other Purchased Services	850,000
	<b>Total Purchased Services:</b>	5,331,000
<b>Energy Services:</b>		
410	Natural Gas	
420	Bottled Gas	
430	Electricity	
440	Heating Oil	
450	Gasoline	
460	Diesel Fuel	
490	Other Energy Services	
	<b>Total Energy Services:</b>	-

Object	Description	Current Year Appropriations
<b>Materials &amp; Supplies:</b>		
510	Supplies	500
519	Technology Related Supplies	
530	Periodicals	
540	Oil & Grease	
550	Repair Parts	
560	Tires & Tubes	
570	Food	
580	Commodities	
590	Other Materials & Supplies	
	<b>Total Materials &amp; Supplies:</b>	500
<b>Capital Outlay:</b>		
610	Library Books	
621	Capitalized AV Materials	
622	Non-Capitalized AV Materials	
630	C/O Buildings & Fixed Equip	
641	Capitalized Furn/Fix/Equip	
642	Non-Capitalized Furn/Fix/Equip	
643	Capitalized Computer Hardware	
644	Non-Cap Computer Hardware	
648	Tech Rel Cap FF&E	
649	Tech Rel Non Cap FF&E	
670	Improve Other Than Bldgs	
691	Capitalized Computer Software	
692	Non-Cap Computer Software	
	<b>Total Capital Outlay:</b>	-
<b>Other Expenses:</b>		
710	Redemption of Principal	
720	Interest	
730	Dues & Fees	25,000
740	Judg Against School System	-
750	Other Personal Services	
770	Claims Expense	
771	Group Health Claims	21,500,000
772	Auto Liability	
773	Auto Physical Damage	
774	General Liability	
775	Errors & Omission Claim Exp	
776	Property	
778	Worker's Compensation	
790	Miscellaneous Expense	
	<b>Total Other Expenses:</b>	21,525,000
	<b>Total Budget</b>	26,856,500
	<b>Total Encumbered</b>	13,146
	<b>Total Project Budget ==&gt;&gt;</b>	26,869,646



# **SCHOOL NARRATIVES**

SCHOOL NAME	ADDRESS	ZIP	PHONE	PRINCIPAL	PAGE
J.R. ARNOLD HIGH SCHOOL	550 Alf Coleman Road	32407	767-3700	Joseph Smith	1
BAY HIGH SCHOOL	1200 Harrison Avenue	32401	767-4600	Blythe Carpenter	2
A. CRAWFORD MOSLEY HIGH SCHOOL	501 Mosley Drive	32444	767-4400	Brian Bullock	4
ROSENWALD HIGH SCHOOL	924 Bay Avenue	32401	767-4580	Jonathan Mcquagge	6
RUTHERFORD HIGH SCHOOL	1000 School Avenue	32401	767-4500	Robert Mitchell	7
JINKS MIDDLE SCHOOL	600 W. 11th Street	32401	767-4695	Billy May	9
MERRITT BROWN MIDDLE SCHOOL	5044 Merritt Brown Way	32404	767-3976	GeLonda Martin	10
MOWAT MIDDLE SCHOOL	1903 Highway 390	32444	767-4040	Ed Sheffield, Jr.	11
SURFSIDE MIDDLE SCHOOL	300 Nautilus Street	32413	767-5180	David Pitts	12
A. GARY WALSINGHAM ACEDEMY	44 Chip Seal Pkwy.	32407	767-5475	Amy Harvey	14
BREAKFAST POINT ACADEMY	601 N. Richard Jackson Blvd.	32407	767-1190	Clint Whitfield	15
CALLAWAY ELEMENTARY SCHOOL	7115 Highway 22	32404	767-1241	Michelle Good	16
CEDAR GROVE ELEMENTARY SCHOOL	2826 E. 15th Street	32405	767-4550	Cynthia Walker	17
DEER POINT ELEMENTARY	4800 Highway 2321	32404	767-5462	Rebecca Reeder	18
HILAND PARK ELEMENTARY SCHOOL	2507 E. Baldwin Road	32405	767-4685	Ilea Faircloth	19
HUTCHINSON BEACH ELEMENTARY SCHOOL	12900 Hutchinson Blvd.	32407	767-5195	Glenda Nouskhajian	20
LUCILLE MOORE ELEMENTARY SCHOOL	1900 Michigan Avenue	32405	767-1428	Christina Bordelon	21
LYNN HAVEN ELEMENTARY SCHOOL	301 W 9th Street	32444	767-1454	Stacey Anderson	22
MERRIAM CHERRY ST ELEMENTARY SCHOOL	1125 Cherry Street	32401	767-1480	Keri Weatherly	23
NORTHSIDE ELEMENTARY SCHOOL	2001 Northside Drive	32405	767-1506	Lora Frowert	24
OSCAR PATTERSON ACADEMY	1025 Redwood Ave.	32401	767-1610	Charolette Blue	25
PARKER ELEMENTARY SCHOOL	640 S Highway 22A	32404	767-4570	Chris Coan	26
PATRONIS ELEMENTARY SCHOOL	7400 Patronis Drive	32408	767-5075	Brooke Loyed	27
SOUTHPORT ELEMENTARY SCHOOL	1835 Bridge Street	32409	767-1636	Michael Harless	28
TOMMY SMITH ELEMENTARY SCHOOL	5044 Tommy Smith Drive	32404	767-1688	Debra Spradley	29
TYNDALL ACADEMY	7800 Tyndall Parkway	32403	767-1714	Kara Mulkusky	30
WALLER ELEMENTARY SCHOOL	11332 Highway 388	32466	767-4341	Gina McNally	31
WEST BAY ELEMENTARY	14813 School Drive	32413	767-1850	Deniece Moss	32
DEANE BOZEMAN SCHOOL	13410 Highway 77	32409	767-1300	Ivan Beach	33
MARGARET K. LEWIS SCHOOL IN MILLVILLE	203 N. East Avenue	32401	767-1792	Lori Hast	34
ST ANDREW SCHOOL	2010 W 12th Street	32401	767-4565	Kathy Ostrenga	35
NEW HORIZONS LEARNING CENTER	3200 Minnesota Avenue	32405	767-1110	Gordon Pongratz	36

**J. R. ARNOLD HIGH SCHOOL  
(0551)**

Arnold High School is committed to increasing student achievement, staff development, and providing a clean, orderly, and safe environment. We will continue to strive for academic excellence, build upon past success to ensure that students at Arnold High School receive high-quality, innovative, and engaging learning opportunities in varying content areas to prepare them for successful entry into the college or career of their choice. The proposed budget for the coming school year reflects this vision. It is the mission of the Arnold High School staff to provide all possible financial support to the curricular programs and the achievement of the school improvement plan.

Go Marlins!

## **BAY HIGH SCHOOL (0061)**

Bay High School, located at 1200 Harrison Avenue in downtown Panama City, was established in 1924 and is among the oldest continuously accredited public high schools in our state. Bay High School's instructional staff is comprised of an outstanding faculty with many members holding advanced degrees and some who are currently or have previously taught at the college or university level. Bay High School graduates have distinguished themselves in science, medicine, law, business, politics, education, religion, athletics, and many other endeavors.

Bay High students have graduated from virtually every major college and/or university in our country. Bay High student-athletes have established a strong rich tradition of success and excellence, having won a state championship and a state runner up title in football, 4 State Championships in Cheerleading, and many conference, district and regional championships in other sports.

Bay High School, in partnership with the University of Cambridge, Cambridge, England, is the home of the first Advanced International Certificate of Education (AICE) program in the United States. AICE is an international pre-university program featuring courses written specifically as preparation for honors programs at universities. Academically able students follow a flexible, broad-based three-year curriculum in the sophomore, junior, and senior years with a Pre-AICE program for freshmen. Jinks Middle School, Bay High's feeder school, is now also part of the AICE family. Teachers are trained and certified by the University of Cambridge. The AICE Diploma, a graduation option, is awarded on the basis of examination scores and automatically qualifies students for the Bright Futures Academic Scholarship and advanced standing in universities throughout the world. The Bay High School AICE Program has been awarded the Cambridge International Fellowship Centre in recognition of the close relationship between the program and the University of Cambridge. This program carries an enrollment of approximately 400 advanced academic students. While on the high school campus students can earn accelerated college credits in over 30 dual enrollment courses and through successful completion of AICE exams. The program gives high school students an early start on college course work so they can enter college having already completed basic course work for a degree. Bay High also features award-winning programs in band, drama, choir, and Air Force ROTC.

Bay High School also offers students opportunities in Career Technical Programs, such as Cyber Security, Digital Design, Medical/Nursing, Hospitality and Culinary. Students in these programs not only earn college credit but also earn industry certification making them more job-ready.

Bay High students are provided a wide variety of extra-curricular and co-curricular activities from which to choose. Our students are widely involved in volunteerism, and our student government-leadership classes serve as mentors in several area elementary schools. Bay High School offers an extensive variety of competitive sports for interscholastic competition including baseball, basketball, cross-country, football, golf, soccer, softball, swimming, tennis, track, volleyball, weightlifting, and wrestling.

Bay High School provides a challenging, but supportive environment for students and offers opportunities for the application of knowledge and the development of special, individual skills and abilities.

Bay High serves students of various cultures, socio-economic status, and ability levels; including students with disabilities. Bay High shares a very unique partnership with the Chautauqua Learn and Serve Charter School for adults with disabilities. It is this diversity that best prepares our graduates for college, career training, the military, or the world of work which is why "It is Better at Bay!"

## **A. CRAWFORD MOSLEY HIGH SCHOOL (0491)**

A. Crawford Mosley High School, located in Lynn Haven, Florida, is proud to be the leader in many innovative and prestigious educational programs. We provide a broad and academically-sound general education as well as numerous career options for students to explore. Our students excel in academic and career paths locally, statewide, and nationally. They have distinguished themselves at universities from Notre Dame, Harvard and MIT to Florida State and Florida in careers as diverse as film-making, business, computers, teaching, nursing and engineering. Mosley has produced more than 50 students who have been recognized in the National Merit Scholarship Program and nearly 8,000 students have received passing scores on Advanced Placement exams since 1988.

Nearly 1,800 students selected from a curriculum that offers one of the largest Advanced Placement programs in the southeast, a substantial dual enrollment program with Gulf Coast State College (formerly Gulf Coast Community College), and numerous career and technical programs that articulate with GCSC and Haney Technical Center. In addition, a partnership with the Bay County Chamber of Commerce offers a variety of internships for interested students. Mosley has been named one of the "Top High Schools in America" by U.S. News and World Report in 2013 and again in 2020, ranking in the top 9% nationally.

While we encourage students to enjoy their present high school years, we also help them focus on the future by exploring career paths and planning a course of study that is appropriate, satisfying, and challenging.

Students garner millions of dollars in scholarship awards annually, achieve SAT and ACT scores higher than state and national averages, and are recognized as National Merit finalists and semi-finalists. In 2020, we were honored to have a Mosley senior recognized as a U.S. Presidential Scholars Program recipient. Our ninth and tenth graders consistently score among the highest in the district and exceed state averages on the Florida Standards Assessment, while our dual-enrollment students achieve outstanding averages on college placement tests and maintain enviable GPA's on college-level course-work through Gulf Coast State College. Mosley has also produced outstanding athletes, including state champions in swimming, weightlifting and wrestling, a national championship cheerleading squad, 2021 Florida 5A Girls Volleyball State Champions, and the 2002 and 2021 Florida 5A Baseball State Champions.

Mosley Advanced Placement Program for Success is a college-preparatory program that seeks to develop the total person by providing both an internationally-accepted standard of academic excellence and a nurturing atmosphere. MAPPs welcomes applications for admission from highly-motivated and intellectually-capable students who are seeking an enriched high school experience while preparing for the rigorous demands of college life. To meet the distinctive academic needs of our students, MAPPs provides a flexible liberal arts curriculum with pre-majors available in engineering, computer science, biomedical studies, business, and psychology to name a few. Furthermore, MAPPs students have access to special college application programs, professional career shadowing, SAT preparation courses, and extensive counseling services. This popular program currently enrolls over 900 students in grades nine through twelve. Please call the MAPPs office at (850) 767- 4421 for further information.

In addition to academic and career opportunities, Mosley offers a wide array of extra-curricular activities for students to enjoy.



“The Sound of the Southland,” our marching band, has attained national recognition and consistently earns the highest ratings possible in state and national competitions.

The Mosley Marine JROTC program achieved Distinguished Unit status for eleven years in a row. Additionally, the program was recognized as a Naval Honor School in 2016.

Mosley athletic teams provide excellent opportunities for students to meet physical challenges and develop teamwork skills. We offer a wide variety of sports including swimming, golf, soccer, basketball, track, baseball, volleyball, softball, wrestling, diving, tennis, and weight lifting. Mosley consistently receives the Overall Sports Academic Award for the highest GPA in the district.

Despite being the largest high school in Bay County, Mosley is fortunate to have established a very family-like atmosphere where all stakeholders are encouraged to become involved in every aspect of the school environment. The School Advisory Council, composed of parents, teachers, students, and community members, strongly supports the many programs of the school. Potential students and parents who are interested in visiting the campus are asked to contact the guidance office at 767-4426 to schedule an appointment in advance.

The success of thousands and thousands of Mosley graduates attests to our motto that “Being a Dolphin is a Lifestyle!”

## **ROSENWALD HIGH SCHOOL (0581)**

Rosenwald High School is a combination, alternative school located in the northeastern part of the district.

Our school population is comprised of students with families from various economic levels, as well as diverse backgrounds and cultures.

We serve sixth through twelfth-grade students throughout Bay County who have had challenges being successful in their traditional school. We welcome students seeking an alternative setting as they continue to pursue their educational goals.

We commit to creating a safe, supportive, and structured environment to assist students in making choices that affect their present status and future aspirations. Our administrators, guidance counselors, licensed social worker, behavior interventionist, graduation coach, mental health counselor, and health support technician are instrumental in meeting their educational, social-emotional, career and/or family needs.

As a Title I school, we receive federal assistance based on the number of low-income families enrolled in the school. These funds supplement the regular school budget to provide students' access to programs and scientifically-based instructional strategies. We are continuously striving to ensure all students have the opportunity to obtain a high-quality education and reach proficiency and/or learning gains on challenging state academic standards and assessments.

Florida Standards Assessments, ACT/SAT, and EOC exams' data is collected and disaggregated using data analysis protocols throughout the school year. This data is then used to inform instruction. Teachers are trained to differentiate their classroom instruction so that all students have an opportunity to progress at their individual instructional level. Edgenuity, an online computer program, is also used in our blended learning classrooms to ensure course credits and competencies are obtained.

Rosenwald offers a block schedule so that students are given an extended opportunity to participate in critical thinking and rigorous assignments and discussions. This schedule allows students to earn eight credits in one academic year. Class sizes are kept small to ensure maximum learning.

Additional graduation pathways have been extended to help students attain their high school diploma via the Giant Campus Academy's GradTrack program. Rosenwald is the only high school in the District to offer the Performance-based Exit Option as another graduation pathway. This program is designed for students who are enrolled in high school full time; but, are at-risk of not graduating because they are behind in credits or have a low GPA. Our Teen Parenting Program and Childcare Center supports teen mothers as they continue to earn credits. A specialized curriculum and additional medical and social services are offered to meet the needs of the students who are pregnant and parenting.

Rosenwald High School will continue to work with students and stakeholders to ensure that graduation is a viable option. Ultimately, we desire that all graduates leave Rosenwald either college-bound or career-ready.

## **RUTHERFORD HIGH SCHOOL (0341)**

Rutherford High School (RHS) is dedicated to providing innovative programs, services, and technology to the students and families we serve. Our faculty and staff work hard to access educational opportunities for students through grants, scholarships, and recognition. In 1992, Rutherford was accepted into the academically rigorous International Baccalaureate Program (IB). It is the only IB school in the Bay District, one of over 50 schools in Florida, 1,440 in the United States, and over 3,476 worldwide. This program is based on requirements for admission into universities worldwide and therefore offers the broadest-based and most strenuous college prep training available. IB is just one of several programs from which students may choose.

Programs in the Arts include an outstanding band program that has received superior ratings for well over thirty years. The band program includes ensemble, concert, and dance programs. Students have received state and national awards. Rutherford High School's auditorium has a state-of-the-art sound and lighting system. RHS pioneered the Film class for the International Baccalaureate program. The instructor, Beverley Fraser, is internationally trained and serves as a certified assessor of film projects worldwide. The drama program is affiliated with the International Thespian Society and competes on the state level.

Other programs include the newly authorized IB Career Program (CP), the Construction Academy which is designed to give students the academic and hands-on experience to succeed in the construction and building industry, and the JROTC program, which has been named an Honor Unit for the past 20 years and has consistently provided eligible students with academy appointments and scholarships. The IB Career Program, like the IB Diploma Program is designed for students in the 11th and 12th grades. Students entering 11th grade in good standing in either JROTC or Construction may apply. The CP essentially forms a partnership between a student's chosen Career Pathway and his/her IB Diploma courses, linked through a central core of personal and professional skills, essential to both higher education and the workplace.

Our JROTC and Construction students will have the opportunity to earn college credit for the IB subjects they choose to study as part of the IB Career Program---English, Math, Science, Digital Societies, etc. However, the Career pathways themselves do not offer college credit through an IB exam. Now, as an authorized CP school, we will begin working to open up an even wider range of additional IB Career Pathways for our students.

Rutherford also prides itself on offering students the opportunity to take career and technical education courses. Students can take classes such as web design, culinary, drafting, and marketing. Many of these courses also offer Rutherford students the chance to take industry certification exams including Adobe Certified Associate(s) in Photoshop, Dreamweaver, Premiere and Flash, Auto Desk Certified User, and the ServSafe food exam.

In 1999 Rutherford was named a National Service-Learning School, one of only 70 in the nation, for its dedication to providing students with community service opportunities in connection with the educational requirements. We have been in the top 500 schools in the Newsweek rankings every year since they began in 2000. Both Time Magazine and The Wall Street Journal have named Rutherford as one of the top education buys in the State of Florida. US News & World Report included Rutherford High School as one of "America's Best High Schools" in 2013.

Rutherford High School is located in the Springfield community. It serves over 1,450 students in grades 6-12, providing them with a variety of academic and extracurricular opportunities while maintaining a safe and productive learning environment. The school includes a performing arts center, a sports complex that serves both boys' and girls' soccer and baseball and softball, and a modern gymnasium, which is the largest classroom on campus, capable of seating the entire student body. It includes a state-of-the-art weight room, oversized digital video boards with audio capabilities, and a first-class playing surface. It is a center of activity for the surrounding community. Rutherford has state-of-the-art SMART classrooms in all academic subjects. This provides teachers and students opportunities to research and present to groups. The school's latest project features student art and murals showcased in the buildings and around the campus. This on-going endeavor reflects our creativity and school pride.

The RHS community is boldly committed to developing proactive, successful young citizens.

## **JINKS MIDDLE SCHOOL (0161)**

At Jinks Middle School, quality instruction is provided to all students using a variety of engagement strategies while pursuing high levels of student achievement.

Possessing high expectations and the belief that every student can be successful are just a couple of the reasons why Jinks Middle School students consistently excel in every facet of their lives. Several students have been recognized at the district and state level for their superior performances on state assessments. For many years Jinks Middle School has partnered with Cambridge University, in the United Kingdom, along with Bay High School to offer Pre-AICE. This partnership provides a globally recognized curriculum with high standards to instruct and assess our students.

Elective courses are focused on their integration across core subjects including band, a technology academy, and art. Jinks athletic teams are among the most competitive and best in the county. Teachers at Jinks Middle School consistently participate in professional development and training needed to improve their students' learning outcomes. The technology incorporated into instruction includes the use of View Sonic interactive boards, Chromebooks, and document cameras. We have a state of the art, student-operated TV studio which broadcasts daily programs via the internet. Jinks Middle School implements increased technology access and innovative curriculum delivery via our 1:1 Chromebook use by students and staff. We incorporate interventionists, for both English Language Arts and math, to support literacy and math concepts across the curriculum. Jinks Middle School is dedicated to building positive relationships, and challenging students with standards-based instruction. We also believe that every student is capable of learning, and we will work with them to ensure that they excel academically, and thrive behaviorally.

### **Mission Statement**

The mission of Jinks Middle School is to prepare all students academically and behaviorally so that they will excel in high school and beyond.

### **Vision Statement**

Jinks Middle School will empower our students to become "Impact" people in an ever-changing society. We will prepare our students to be innovative, forward thinkers with limitless potential to become "Game Changers" in a fluctuating, dynamic society.

**MERRITT BROWN MIDDLE SCHOOL  
(0071)**

At Merritt Brown Middle School, we encourage our students to develop new skill sets along their educational journey. New developments at Merritt include the agricultural program, which began approximately a year ago, and the STEAM program. Funding is being used to further develop the agricultural program to include the purchase of new animals, supplies, membership to the FFA., and a field trip for students. Additionally, funding is being used for professional development and attendance by the agriculture teacher to the Florida FFA Association Training. School budget and grant funding are being used to purchase items that will provide hands-on learning for students in our STEAM program.

Merritt Brown Middle School is committed to creating a safe and nurturing environment that inspires student achievement. In addition to previously purchased security equipment, an automated gate with keypad and keycard entry was purchased and installed. A discipline committee comprised of teacher leaders (who received a stipend) was formed to address disciplinary concerns. The teacher team created a disciplinary plan, which was rolled out during this school year's inservice meetings. Paraprofessionals have been employed to service students as Merritt increases inclusionary opportunities for our students with disabilities.

School funding has been allocated to staff Merritt's campus with an English Speakers of Other Languages (ESOL) paraprofessional, a behavioral interventionist, two school-based interventionists, two behavioral paraprofessionals, and a parent liaison. In addition to the aforementioned, Merritt's students are serviced by the Triad Student Wellness Team. Collectively, these members of the team foster a nurturing environment through the emotional and behavioral support that they provide to our students. Additionally, students' needs are met through collaboration between parents, teachers, district-level staff, and administration to determine interventions that can be used to overcome barriers.

At Merritt Brown, we understand the importance of building character in our youth and present this understanding in our school's vision that all Merritt Brown Bears will exemplify character both within our walls and out through the service that they provide to others. Merritt Brown students are afforded the opportunity to work together in service to school and community and to develop moral character through our Builder's Club, National Junior Honor Society, and 850 We Will Regrow program. Our school-based Bear Television provides service and engagement to Bears within walls. Merritt Brown students service community areas to include downtown Panama City, the District Office, and the state capitol through their colorful and creative artwork displays.

## **MOWAT MIDDLE SCHOOL (0331)**

Mowat Middle School first opened in 1959 as one of the seven comprehensive public middle schools in Bay County. Belonging to A. Crawford Mosley High School family of schools, it is located on a large campus on the corner of Mowat School Road and Highway 390 in Lynn Haven, Florida.

Mowat's current enrollment is approximately 900 students in grades six through eight. The teachers take great pride in providing a wide range of Exceptional Student Education offerings for both gifted and learning disabled students coupled with strategies for differentiated instruction in the regular classroom to meet the individual needs of every student.

We also encourage participation in athletics and other extracurricular activities. Students may try out for up to four team sports including one coed team activity, track. In addition, students may develop civic awareness and social skills through membership in a number of clubs and service organizations.

Mowat has earned a designation of "A" under the State of Florida's School Accountability Grading System for fifteen (15) out of twenty-one (21) years. Our FSA scores in reading, writing, math, and science are among the highest in the district for Middle Schools, and our School Climate Survey indicates a high degree of satisfaction among all of our stakeholders--parents, students, and teachers.

Mowat's success is due in large part to its supportive and involved parents. Many are active in the PTO, School Advisory Council, and various booster clubs. The involvement of our parents is a major factor in reaching our School Improvement goals. As a team, we are inching closer to the realization of our mission statement:

Mowat's mission is to create an engaging learning environment that inspires all students to reach their full academic potential and become socially responsible citizens and life-long learners.

## **SURFSIDE MIDDLE SCHOOL (0201)**

Surfside Middle School, located in Panama City Beach, Florida, serves a student population of approximately 830 in grades six through eight and 25 students in our Surfside Academy, which is our special needs school, serving grade levels K- 12. Three area feeder schools (Hutchison Beach Elementary, Patronis Elementary, and West Bay Elementary) supply the majority of our students. Surfside has, in its thirty four years of existence, established itself as a school of excellence. An outstanding faculty, which includes four Florida High Impact teachers and three Top Five Finalists for Bay Teacher of the Year (2015-2019) encourages high performance from our students. Surfside is a beautiful facility, having been remodeled to include current technology in classrooms during the 2011-2012 school year. Additional technology initiatives include the provision of Chromebooks for all Surfside students to enhance learning opportunities.

A strong focus on academics, athletics, and community service has resulted in outstanding achievement by Surfside students in all areas. While proficiency in knowledge and skills demanded by the Florida State Standards is the primary objective of our school, it is also our commitment to prepare our students to successfully compete at the highest levels nationally and make well-reasoned and healthy lifelong decisions in all areas of their lives. As a result, Surfside students and teams hold records in athletics, music, band, and robotics competition. An emphasis on service to others promotes student growth and learning outside the classroom, and students are encouraged to participate in athletics, clubs, and organizations to broaden their experiences. Students contributed over 22,000 hours of service to community and school during the 2018-2019 school year and donated thousands of dollars to causes they found worthy. Surfside was recognized in the spring by the Florida Department of Education as a Five Star School, the 19th consecutive year of this honor. Additionally, Surfside earned a grade of A under the Florida State Assessment System for 2018-2019, given the distinction as a school of excellence by the Florida Department of Education, and was recognized by the Governor as placing 7th among all state middle schools for improvement in reading for the year 2017- 2018. Surfside Middle School has maintained the Florida Department of Education School of Excellence award for the past four years.

Numerous curricular programs and organizations enhance and encourage academics at Surfside. An innovative science curriculum focuses on the unique environmental aspects of our community. A pre-engineering elective provides an opportunity for students to explore concepts in math and science. Intensive math classes, computer remediation, and a tutoring initiative support student learning in math for high-risk students. Honor organizations such as Junior Beta Club, MathCounts competition, Lego League, Sea Perch robotic competitions, science fairs, and a reading fair support student learning in the core areas. Our MathCounts team won district competition and competed at State Math Counts in 2020, the fifth consecutive year for this achievement. Numerous elective choices provide additional opportunities for student learning. These include band, chorus, musical theatre, technology, television production, journalism, pre-engineering, and physical education. Surfside established and hosted the first Lego League competition in the Panhandle in 2009- 10 to encourage student excellence and exploration in Science, Technology, Engineering, and Math, and was the first middle school to embrace the Sea Perch program, in which students design underwater robots for competition. Our Sea Perch Robotics Team placed 1st in the FSU Regional Qualifier held at Gulf Coast State College and competed in the National Sea Perch Competition in June 2018, as we continue to lead the way in developing authentic STEM opportunities for students. Our music department was just awarded the support music



merit award by NAMM, one of only 80 schools in the country and received a letter of distinction from the United States Senate. The Surfside Jazz Band is the only Jazz Band north of Orlando that has received straight superior ratings for the past 7 years. This accomplishment has been recognized at the state level.

Strong community and parental relationships are evidenced by the involvement of stakeholders in the life of the school. An active School Advisory Council, booster clubs, mentors, and business partners help create a cooperative environment for our students. The Panama City Beach Junior Woman's Club has been a consistent and generous supporter of the school, and business partners have provided extensive support for Teacher Appreciation Week organized by our School Advisory Council each year. Surfside also consistently has one of the highest number of volunteer hours of any school in Bay District.

**A. GARY WALSHINGHAM ACADEMY  
(0611)**

A. Gary Walsingham Academy is in its third year of operation currently serving students in kindergarten – 4th grade. We also serve as the home to all pre-kindergarten programs for the Bay District Schools beach schools. A. Gary Walsingham Academy is dedicated to providing a safe and collaborative school environment that focuses on building positive relationships, nurturing individual differences, and igniting a passion for innovative exploration and learning. Walsingham Academy strives to offer students unique learning opportunities that are relevant, meaningful and have a direct correlation to the real world. We are extremely blessed to have a campus located in a beautiful coastal community with a diverse population of plants and animals whose existence is dependent on the preservation of their natural habits. Our campus location provides the perfect opportunity to incorporate conservation and environmental learning opportunities into our school curriculum.

**BREAKFAST POINT ACADEMY  
(0571)**

Breakfast Point Academy serves students in grades K through 8. Breakfast Point teachers and staff are committed to developing the “whole child” to their greatest potential. The faculty and staff are dedicated to developing a lifelong commitment to learning that involves the child, family, school, and community. To improve the quality of student performance, all stakeholders will strive to meet the individual needs of all students.

The goals of Breakfast Point Academy focus on improving student achievement in reading, writing, science, and mathematics while providing a safe, productive learning environment. The staff believes that every student can learn, and we all work to create an environment where learning and doing one’s best is a priority.

**CALLAWAY ELEMENTARY SCHOOL  
(0101)**

Callaway Elementary is a school that has a heart for its scholars. Teachers at Callaway Elementary are committed to serving the needs of all their scholars by delivering standards-based curriculum where student engagement is valued and actively pursued. We believe that all children can achieve at high levels. Our motto is We Learn. We LEAD (love, empower, advocate, and dream).

Title I funding is enhancing Callaway's abilities to provide a comprehensive educational experience for all our scholars where we are able to meet each scholar's individual needs through core instruction, targeted intervention, and enrichment activities and acceleration. Parent involvement is proven by research to be a strong component of a high performing school. Our teachers work to form positive relationships between the scholars' families and the school. We emphasize the importance of attendance and parent involvement in the educational setting.

Leadership within the school knows that research has revealed critical elements that must be present in schools for them to experience success, and these elements are emphasized and held as expectations for all teachers and staff. Research shows that schools with involved families, effective leaders, collaborative teachers, a supportive environment, and ambitious instruction are far more likely to be successful than schools that do not embrace these elements. We are continually creating this environment in our school and self-assessing as to where we focus moving forward. We are striving to enable our scholars with opportunities to achieve their maximum potential. To help instill positive character education, we use the Big 3 from Core Essentials. Treat others right, make smart decisions, maximize our potential.

The vision for Callaway Elementary School is for 100% of our scholars to be reading proficiently by the end of second grade. When promoted to middle school, 100% of 5th graders will be proficient in all subjects.

**CEDAR GROVE ELEMENTARY SCHOOL  
(0091)**

Due to new state testing, Cedar Grove Elementary School will continue in turnaround status for the 2023-2024 school year. For the second year in a row, we start the year with two new administrators and many new teachers. The school is continuing with our vision: “We get students excited enough about learning that all make at least a year’s growth in a year’s time while filling in gaps.”

Cedar Grove has a dedicated staff who works diligently to involve parents and community members, as we are all stakeholders in our students’ educational future. The school is employing Title 1 funds and various state grant monies to lower class size and provide trained teaching assistants in as many classrooms as possible. Cedar Grove’s staff and community partners continue to work to make the campus an inviting place. We are using Dr. Becky Bailey’s Conscious Discipline to improve our school climate and culture.

At Cedar Grove, teachers work collaboratively in Professional Learning Communities (PLCs) to ensure adherence to Florida’s B.E.S.T. Standards in English/Language Arts and Math and the Next Generation Sunshine State Standards in Science and Social Studies. The faculty utilizes the PLC process to fill in learning gaps for students and to advance student learning for students working at grade level. For the 2023-2024 school year, we have added master teachers in grades 3-5 to teach reading to our lowest quartile students and to work with and coach our fairly new staff. Cedar Grove Elementary School is working with district and area educational experts to grow our instructional practice to provide the very best education for our students.

**DEER POINT ELEMENTARY SCHOOL  
(0461)**

Deer Point Elementary School is a research-based school in every way. The facility reflects research in color scheme and layout. The curriculum and instructional delivery models incorporate the latest research-proven to bring the highest in student achievement gains. Deer Point prides itself on teaching the whole child. As a Leader in Me school, we teach and promote student leadership in order to cultivate lifelong leaders and learners. Academic achievement is paramount where we believe every child can learn and a growth mindset is key. Professional learning communities allow our teachers to have ownership of all students and encourage one another to continue learning and pushing our students to reach high expectations and their own academic goals. The curriculum includes a Fine Arts program involving music and art appreciation with opportunities for performance. After school “clubs” allow students to extend their interests outside of the regular school day. The Physical Education department and food service workers lead the way in promoting a healthy lifestyle for everyone at the school. Deer Point Elementary School is proud to be the home of the “Anglers” and to be known as “the school where EVERYONE is hooked on learning!”

## **HILAND PARK ELEMENTARY SCHOOL (0151)**

Hiland Park Elementary was founded in 1937 as a small neighborhood school. Built on donated land by the hard work of many, this school's rich heritage stays true to its humble beginnings of dedication to our families and our community. We are a proud Leader in Me school which achieved Lighthouse Status during the 2018-2019 school year. We are student-driven and focused on continuous improvement focusing on building well-rounded leaders.

Hiland Park Elementary has a diverse student population of approximately 650+ Razorbacks with PreK-5th Grade Students. Pre- Hurricane Michael, our enrollment was approximately 800. We serve students from Pre-Kindergarten to 5th grade and offer a variety of Exceptional Student Education (ESE) and regular programs. We are excited about the culture we have built at Hiland Park centered around leadership and our leadership houses. All students Prek-5th grade are "sorted" into a leadership house where they learn skills and have a family outside their grade level cohorts.

We enjoy the support of a number of business and community organizations. Our PTO is actively involved in supporting educational programs through fundraisers throughout the year.

Hiland Park Elementary School has a proven record of success in many ways! We are certain that teamwork among students, staff, parents, and the community is the key to continuing this pattern into the future. #HPELeadtheWay

**HUTCHISON BEACH ELEMENTARY SCHOOL  
(0081)**

Hutchison Beach Elementary is a Leader in Me school dedicated to developing students into lifelong leaders. All Beach students set personal and academic goals and are responsible for tracking their progress toward meeting those goals throughout the school year. As part of our leadership focus, teachers guide students in applying the Seven Habits of Highly Effective People in their daily lives. Each student is a valuable member of our school community and has an opportunity to hold classroom and school-wide leadership positions. Beach Elementary teachers use Kagan and Whole Brain Teaching to engage students in meaningful, minds-on activities. Beach Elementary includes families in the educational goals of our students through student-led conferences and afterschool workshops. Technology is an integral part of daily instruction and is embedded in all subjects. The curriculum also provides students with instruction in Art and STEM, as well as opportunities to showcase their talents for the community. Physical Education is an integral part of the total educational program for each student. All students will participate in a standards-driven program that fosters each student's personal health, fitness, and safety. In addition to our rigorous academic program, students participate in community service projects and are active in extracurricular organizations such as Art Club, Running Club, Student Lighthouse and Student Council. As the original elementary school in Panama City Beach, the community has learned that Great Happens Here!



**LUCILLE MOORE ELEMENTARY  
(0131)**

Lucille Moore Elementary believes in a balanced approach to education. It is the purpose of our faculty and staff to ensure that each student receives what is necessary for them to excel academically and socially. We believe in teaching the whole child. Our faculty and staff encourage our students and each other to be the very best that they can be. To teach high, and dream big. As we reach milestones we celebrate our students success.

We are committed to assisting our students with attaining excellence, as well as to instilling within them a passion for learning. Our vision and mission help to focus our endeavors, ensuring that we fund crucial areas within our school instructional program. Those areas and or resources consist of classroom interventions, core instructional programs, both staff and support personnel to work in various areas to support instruction, Technology, (computers, software, ITV equipment, etc.),and Media Center resources including materials and personnel.

To continue fostering a love for learning we take great pride in the fact that our students are able to go on several field trips. These trips are important learning events. Many students aren't afforded these opportunities outside of school due to monetary constraints.

Creating an environment that all stakeholders take pride in is imperative. We take great pride in creating an atmosphere in which our students and all stakeholders can come and enjoy. Through funding in this area, we are able to employ personnel to ensure that the campus is clean, safe, and beautiful.

**LYNN HAVEN ELEMENTARY  
(0171)**

At Lynn Haven Elementary School, we strive to be a model of continued academic excellence that prioritizes family, community, and patriotism. It is our vision that our students will soar in all of their pursuits.

Over 100 years of educational excellence stands behind us, and a skilled, professional group of educators and families stand poised to lead our students and our community into a future full of promise and successes.

Lynn Haven Elementary is a true neighborhood school, currently serving 680 students, with a long tradition of community support that continues today. Our School Advisory Council oversees our School Improvement Plan, which we believe will take us to "A" school status. We greatly value our relationship with our PTO, families, and community partners, who play a vital role in the success of Lynn Haven Elementary. When all stakeholders work collaboratively toward common goals, you can achieve anything!

**MERRIAM CHERRY STREET ELEMENTARY  
(0111)**

Merriam Cherry Street Elementary School is proud of our students, faculty, staff, and administration. We work together to help our students grow physically, emotionally, and intellectually. We challenge our students to reach their highest academic potential, and we strive to offer highly engaging lessons that will empower our students to become independent learners. As our staff and students achieve their goals, the celebration of success is an integral component of our educational program.

Merriam Cherry Street Elementary School embraces the philosophy of shared decision-making and staff empowerment. Instructional leaders select programs that are closely aligned with our Title I School-wide Project, school improvement goals, and Florida's B.E.S.T. Benchmarks. Teachers are encouraged to try new instructional strategies and to share ideas with colleagues through Professional Learning Communities. Professional Learning Communities work collaboratively throughout the school year to meet the needs of each student.

We believe that each student will achieve their full potential as a leader by thriving academically and personally at Merriam Cherry Street Elementary. Our vision is that 100% of our students will be at or above grade level in reading and math and grow at least one grade level each year. We work tirelessly to achieve this vision and allocate the appropriate resources to support the academic success of each student.

**(0471)**

Northside Elementary School teachers and staff provide an environment in which all students can develop a love of learning and self-direction through balanced and flexible, student-centered programs. School Improvement goals focus on the improvement of reading, writing, math, and science. There are a variety of enrichment activities at Northside for families: parent/student academic engagement nights, open library, Book Fair, and community education activities.

**Mission Statement:**

The students, parents, and community of Northside Elementary School will provide an environment where children feel secure, valued, and confident to learn in diverse ways while mastering the skills to become life-long learners and contributors to the community.

**OSCAR PATTERSON ACADEMY  
(0391)**

This is Oscar Patterson Academy's second year in operation, since the reopening on August 10, 2022. The faculty and staff have had the privilege of educating Pre-K through Second Grade last year, and are now adding Third Grade to their population of students. Oscar Patterson Academy continues their commitment to creating a community of learners who are confident and self-motivated; eager to reach for and achieve high expectations. As always, faculty and staff will continue to work with and build strong and long-lasting relationships with all stakeholders. We still hold to our belief that all students can and will learn; therefore, our goal this year is to empower all students to achieve their maximum potential by providing rigorous instruction and active engagement.

**PARKER ELEMENTARY SCHOOL  
(0211)**

Parker Elementary School provides a system of continuous educational programs which guide the students as they grow physically, socially, and morally, as well as academically. We are aware that each child is an individual and that it is our duty to help all children attain the basic skills and acquire the understanding and knowledge commensurate with their ability.

Parker Elementary is a community school from Pre-K to grade 5. It is the mission of our administrators, teachers, parents, and community members to meet the needs of all students by granting them diverse educational opportunities. Instruction is designed collaboratively and delivered to ensure that all students become productive citizens and are prepared for society through mastery of the Florida Standards.

Parker Elementary focuses on student learning as documented by common assessment data and professional learning communities. Our focus is on English Language Arts, mathematics, science, as well as technology. We also offer a wide variety of educational programs such as gifted and tag classes as well as after school clubs such as chorus, Spanish club, and Girls on the Run. Our art, music and physical education programs teach both the Florida Standards while daily integrating reading, math, and science into their content.

All stakeholders continue to hold high expectations for academic achievement and social awareness for all students. Parker Elementary School endeavors to meet the needs of all students by granting them the fullest possible educational opportunity.

**PATRONIS ELEMENTARY SCHOOL  
(0521)**

Patronis Elementary is located in Panama City Beach, Florida. The community includes the Naval Coastal Systems Center, Coast Guard Station, local shops and businesses catering to the tourist industry. Due to the military base and seasonal employment opportunities in the community, Patronis tends to have a higher than average mobility rate (33-35%). Patronis has a population of 650 students in K through fifth grade. The current staff consists of a Principal, Assistant Principal, approx. 50 instructional teachers, and 30 support personnel.

Patronis Elementary School is designated as a School of Excellence by FLDOE and is an A+ school.

Patronis is fully accredited. Patronis Elementary has been recognized by SERVE (Southeast Regional Vision for Education Consortium) for its performance-based research and design aligned with state and national benchmarks and standards. Patronis Elementary is committed to examining the art and practice of schooling in order to enhance teaching and learning.

Patronis Elementary School: Community. Tradition. Excellence.

## **SOUTHPORT ELEMENTARY SCHOOL (0221)**

Welcome to Southport Elementary School, an enchanting neighborhood institution nestled just north of Panama City. Our commitment to academic excellence is deeply intertwined with the cultivation of strong character in each individual, fostering a school culture steeped in respect and civility. Catering to students from Pre-Kindergarten through fifth grade, Southport Elementary offers a comprehensive array of tailored services, ensuring that every student's unique needs are met. Notably, we receive supplemental funding through Title I, allowing us to enhance the educational experience we offer.

Our unwavering pursuit of school improvement is underpinned by robust instructional strategies aimed at elevating student achievement across all domains. Aligned with the Florida BEST Standards, our curriculum and assessment methodologies are designed to empower students for success. Our distinguished instructional staff has consistently shone, with both our Support Employee of the Year and Teacher of the Year earning recognition as District Top Five Finalists on multiple occasions. Southport currently is led by Mr. Todd Harless, who has also been recognized as Bay District Schools Principal of the Year.

In harmony with the expanding local community, Southport Elementary School is undergoing its own growth. Presently, a project is underway to add 12 new classrooms to the premises, with an anticipated completion date set for the Spring of 2024. It is with genuine enthusiasm that we extend a warm invitation to our incoming students, soon to become valued members of the Southport Eagles community.

Southport Elementary stands as the visionary creator and implementer of the nationally acclaimed character education program, "Keeping the Promise." Renowned for our commitment to patriotism and character development, our adept and experienced teachers and staff provide a high-caliber curriculum and instruction, coupled with genuine care for each student as an individual. Our school takes immense pride in its exceptional music and STEAM (Science, Technology, Engineering, Arts, and Mathematics) programs. Through the Southport STEAM initiative, students engage in immersive, hands-on explorations of the realms of science, math, art, and technology. Furthermore, our full-time Physical Education program fosters holistic growth encompassing body, mind, and spirit.

At Southport, innovation thrives through our state-of-the-art creative media services, including cutting-edge technology and ITV studios. Additionally, we extend our library hours to accommodate special events, reinforcing our commitment to holistic learning. The synergy between our active volunteer base and our dedicated PTO programs has earned Southport Elementary the esteemed reputation of being the premier community school in the vicinity.

Welcome to Southport Elementary, where "Keeping the Promise" is more than a motto—it's a way of life!



## **TOMMY SMITH ELEMENTARY SCHOOL (0511)**

The location of Tommy Smith Elementary School was originally the homestead of the McCall family and was often an overnight stop for travelers coming down the Marianna Road, now Highway 231. The farm was later converted to a sod farm and was purchased by the Bay County School Board in 1979 for \$245,000. Intended to be a forerunner for future school construction, this 5.8 million-dollar facility opened its doors to students in the fall of 1992. Since that time, the school continues to offer quality educational programs that match the excellence of the building.

The current School Improvement Plan addresses continued improvement in the areas of reading, writing, science, and mathematics achievement through data analysis as well as continued professional development for staff in these critical areas. Tommy Smith Elementary also supports the Florida Positive Behavior Intervention Support Project, an initiative which is also addressed within our School Improvement Plan. A few examples of our many exceptional programs are:

Professional Development – Tommy Smith seeks to provide multiple and ongoing opportunities for the continued growth of staff in teaching reading, writing, math, and science through data analysis.

Exceptional Student Education Program – Varied models of instructional delivery are supported to provide optimum learning experiences for our E.S.E. students in their appropriate setting.

Quality instruction and student needs are met through Problem Solving/Multi-Tiered Systems of Support strategies in the areas of academics as well as behavior.

Tommy Smith implements the practice of Professional Learning Communities to promote and enhance teacher cooperation and collaboration and utilizes data-driven discussion to make instructional decisions and impact student achievement.

## **TYNDALL ACADEMY (0501)**

Tyndall Academy (formerly Tyndall Elementary School) is a Pre-K through 8th-grade school. Tyndall Academy has a tradition of excellence, where teachers hold high expectations for themselves as well as students. Being located on Tyndall Air Force Base, Tyndall Academy has a strong foundation of patriotism and a wide base of parental support. Teachers are flexible in their instruction of the Florida State Standards, using many methods to differentiate in an effort to reach all students' diverse learning needs.

In January of 2003, Tyndall Elementary was recognized as one of the twenty top-performing schools in the state by the Florida School Report's Best Practices study. More recently, in April of 2012, Tyndall Elementary was recognized for being in the top 10% of all elementary schools in the state of Florida in the 2011 ranking of Florida schools by the Florida Department of Education. Tyndall Academy has earned an "A" grade 20 out of 23 years on the School Accountability Report. Tyndall has also received the honor of being a PBIS Gold Level Model School for the past 4 years. Based on the 2021-2022 school year, Tyndall Academy was designated as a "School of Excellence" by the FLDOE.

Located on a spacious, fenced campus Tyndall offers large play areas and plenty of room for physical education activities. Special programs including art, music, band, chorus, engineering, technology, and physical education, are offered. Tyndall Academy currently has 4 Autism Programs on campus. Our school is dedicated to providing inclusive and well rounded educational opportunities for our students with exceptionalities.

**WALLER ELEMENTARY SCHOOL  
(0251)**

Waller Elementary School is located in a rural area in northern Bay County. Waller Elementary School is the hub of the surrounding community and various events (during school/after hours) throughout the school year are routinely filled with parents, students, and staff members. These events focus on academics, attendance, and parent/community involvement. The school's enrollment fluctuates between 350-450 students from pre-kindergarten through the fifth grade. Approximately 97 percent of the students are white, 1 percent African American, and the remaining 2 percent of the population are represented by Hispanic, Multiracial, and Asian students. At this time, 100 percent of the students at Waller Elementary School are provided free breakfasts and lunches. Waller receives Title I funds to supplement and enhance academic opportunities for all students.

We hope you will learn many things about our school and then plan to visit us here in beautiful Youngstown, Florida. Our school has a spirit of family where our diverse student body excels in leadership and academics. We are part of the "Be Kind People Project" which encourages kindness and respect in everything we do. We have a highly trained faculty and staff dedicated and ready to serve your child's learning needs. The school's faculty and staff facilitate and support shared decision-making with the students and create ownership and buy-in by allowing students to have a "choice" within the school and classrooms. In addition, the school's administrative team considers instructional leadership a high priority and focuses on empowering high-quality teachers to meet the individual needs of each student through differentiated and data-based instruction. Accordingly, kindness through leadership and high academic expectations are evident throughout the school. Please review our new Mission and Vision: Mission~ Waller is a B.E.E. school, Bringing Enlightenment through Empowerment. Vision~ To ensure students have a positive learning environment by creating a culture of kindness that fosters a community of lifelong learners.

The effects of attendance and behavior on academic achievement have led to the development of School Improvement Goals and strategies with the intent to ultimately improve the overall success of the school. Waller Elementary School celebrates accomplishments in regards to behavior, attendance, and academics regularly through a variety of methods; from Kindness celebrations to grade level, classroom, and individual incentives. The family atmosphere at Waller Elementary School is obvious and everyone, from students and families to staff, who become a member of the Waller Family, is a Wildcat for life!

**WEST BAY ELEMENTARY SCHOOL  
(0262)**

West Bay Elementary is a school that has a heart for its scholars. Teachers at West Bay Elementary are committed to serving the needs of all their scholars by delivering standards-based curriculum where student engagement is valued and actively pursued. We believe that all children can achieve at high levels. Our School Improvement goal encapsulates our belief: "Our scholars will achieve high levels of individual success both academically and in life." Additionally, our unofficial motto reflects our commitment to the welfare of all students: "Every student, every day, by name and by need".

To capitalize on the interests of scholars and foster high levels of engagement, West Bay is committed to being a family. We have implemented a HOUSE System where scholars, faculty, and staff are either a part of the house of Empathy, Harmony, Courage, or Kindness.

Title I funding is enhancing West Bay's abilities to provide a comprehensive educational experience for all our scholars where we are able to meet each scholar's individual needs through core instruction, targeted intervention, and enrichment activities and acceleration. Parent involvement is proven by research to be a strong component of a high performing school. Our teachers work to strengthen the ties between the scholars' homes and the school and emphasize the importance of attendance and parent involvement in the educational experience.

Leadership within the school knows that research has revealed critical elements that must be present in schools for them to experience success, and these elements are emphasized and held as expectations for all teachers and staff. Research shows that schools with involved families, effective leaders, collaborative teachers, a supportive environment, and ambitious instruction are far more likely to be successful than schools that do not embrace these elements. We are continually creating this environment in our school and self-assessing as to where we focus moving forward. We are striving to enable our scholars with opportunities to achieve their maximum potential.

The vision for West Bay Elementary School is to prepare, motivate, and engage our scholars for a quickly changing world by instilling in each scholar critical thinking skills and a respect for core values of empathy, kindness, courage, and harmony. Students will have success for today and be prepared for tomorrow.

**DEANE BOZEMAN SCHOOL**  
**(0541)**

Deane Bozeman School is a combination school that serves Pre-K to Twelfth grade students in the northern part of Bay County. The school serves as a hub of the community and this is evident by the involvement on campus by all stakeholders. Our goal is to provide every student a top-tier education with the support of parents, business and community members.

We believe that each child is a unique individual with vast potential, which can be accentuated and realized with a sound, quality education. Our mission is to equip students with character and skills necessary to become productive and responsible community members.

Bozeman is an inclusive school with approximately 90% of our students with disabilities mainstreamed in the regular education classroom. As a result of this practice, all students are held to a higher standard and are provided the tools necessary to meet the challenge presented before them in the classroom. Student learning gains among the ESE population have proven that this method of instruction has helped our ESE students meet academic standards. The outcome is evident in our school grade of an “A” for the past four years.

Our elementary programs offer remediation and enrichment opportunities through the MTSS process to meet the needs of all learners. We utilize HMH curriculum for ELA and Eureka curriculum for Math. We supplement our instruction with iReady computer lessons that are individualized for each student based on their placement assessment. Our students also participate in Accelerated Reader, First in Math and Khan Academy online resources to help them be more successful.

Our middle school students are offered many different opportunities to be successful. Bozeman Collegiate Prep is our middle school advanced program that allows students the opportunity to take advanced coursework and participate in special events to orient them to college and career choices. Students in middle school have the opportunity to earn high school credit in academic and elective options. We also offer the Aspire Program for struggling students and remedial courses to assist students that are working below grade level the chance to catch up with their cohort.

Our high school advanced program, Bozeman Collegiate Academy equips students with the knowledge and skills necessary to excel in higher education. Through this program, students have the opportunity to take rigorous coursework including honors, AP and dual enrollment courses. In addition to AP and dual enrollment courses, we also offer CTE courses at the middle and high school levels. We currently lead the district in industry CTE certifications.

It is our belief that our elementary, middle and high school programs work together to prepare our students to be successful, productive and responsible community members.

**MARGARET K. LEWIS SCHOOL IN MILLVILLE  
(0281)**

Margaret K. Lewis School, also known as MKL, is a special purpose school serving the educational needs of students ages 3 to 22 years of age. Approximately 175 students attend MKL and they all qualify for Exceptional Student Education programs with services identified as Intellectual Disabilities, Autism Spectrum Disorders, Visually Impaired, Hearing Impaired, Developmentally Delayed and Speech and/or Language Impaired. In addition, many students also receive Occupational and/or Physical Therapy. These students require intensive instructional support to benefit from the educational program. The required staff to student ratio is 3:1 with some students needing an even lower ratio to successfully implement their educational programs.

In addition to the lower staff to student ratio, programs and services available to our students are a functional academic curriculum using the Florida Standards through Access Points and Next Generation Standards, and community-based instruction (CBI) including vocational and pre-vocational training. A full-time behavior analyst and nursing staff are employed at MKL to assist with the implementation of students' Individual Behavior Intervention Plans and/or Health Care Plans. All students attending MKL receive specialized transportation.

In partnership with families, Individual Education Plans are developed for each student and alternate assessments are used to monitor student achievement. At MKL, we believe all students can learn when provided with the appropriate curriculum and supports.

Mission Statement: Margaret K. Lewis School in Millville, in cooperation with families and the community, will effectively educate and empower each student to achieve an independent, purposeful, and fulfilling life.

**ST. ANDREW SCHOOL**  
**(0241)**

St. Andrew School is an alternative Title I school for prekindergarten through fifth grade. Students who attend our school are identified as having behavioral and/or emotional challenges that consistently interfere with the academic environment and learning process. Students are placed at St Andrew School either administratively or by IEP team determination. All students at St Andrew require intensive behavioral interventions.

Our commitment is to provide a safe learning environment that promotes social/emotional and academic development through positive behavioral supports and research-based interventions. The majority of our students have an IEP and a Positive Behavior Intervention Plan. Class size is based on a 3:1 teacher student ratio to ensure that students receive ample individual attention. Privileges are earned by demonstrating positive behaviors that are respectful, safe, and reflect appropriate problem-solving skills.

All staff members are trained and certified annually in de-escalation and crisis management techniques. A school wide behavior management system PAWS (Positive Actions Work System] is implemented to promote student success and to ensure that students receive their education in the safest learning environment possible.

**NEW HORIZONS LEARNING CENTER  
(0531)**

New Horizons Learning Center is designed as a positive learning environment in which every student can experience success. Our partnership with parents, professionals, various businesses, and the community provides support for achieving high standards through an integrated curriculum which includes academics, social, emotional, pre-vocational, and on-the-job training opportunities.

Mentors from a wide spectrum of our community provide support through regular contact with selected students. These role models provide encouragement, individual attention, and remediation/tutoring for our students.

Our students have access to a computer lab where they learn the basics of computer applications that will serve them in later years. We also have a class that works with our "Tiger Talk" internal broadcast television network to provide daily information to our student body.

Targeted students participate in stress/anger management groups and Rational Emotive Therapy groups conducted by one of our two Social Workers. Our Social Workers provide support and assistance to our families in need through their many contacts with community agencies.

Any occasion to enhance, motivate, and improve the day to day lives of our students is explored, affording them optimum opportunities to be successful not only at New Horizons Learning Center but in life itself.





# **PROJECT NARRATIVES**

<b>Project Number</b>	<b>Project Description</b>	<b>Page Number</b>
0004	TEACHER LEADERSHIP SUPPLEMENTS	1
0005	CONTRACT CLASS SIZE REDUCTION	1
0007	RETIREMENT INCENTIVE BONUS	1
0010	BOARD APPROVED ADD-ON UNITS	1
0011	DJJ SUPPLEMENTS	1
0012	LOW PERFORMING SCHOOLS	1
0014	ROSENWALD ALLOCATION UNITS	2
0015	IN SCHOOL SUSPENSION PARA'S	2
0019	DISTRICT COMMUNICATIONS	2
0020	PERFORMANCE PAY FOR LEARNING GAINS	2
0021	SCHOOL BUDGET SUPPLEMENTS	2
0022	GRADE CHAIR SUPPLEMENTS	3
0032	TEACHER SALARY INCREASE ALLOC	3
0033	TEACHER SALARY INC - CHARTER	3
0038	ELEMENTARY TEACHER ABSENCES	3
0039	TRANSPORTATION - CHARTERS	3
0040	TRANSPORTATION	4
0041	SCHOOL EXTRACURRICULAR TRAVEL	4
0051	CS&I SCHOOLS SUPPLEMENTS	5
0060	MAINTENANCE	5
0080	STADIUM MANAGEMENT PROJECT	6
0100	SCHOOL BOARD	6
0101	DISTRICT UNEMPLOYMENT COMPENSATION	7
0106	MENTAL HEALTH ALLOCATION	7
0120	DISTRICT SUPERINTENDENT	7
0130	PROPERTY INVENTORY	7
0140	INTERNAL ACCOUNTS AUDITOR	8
0150	EXEC DIR OPERATIONAL SUPPORT SVCS	8
0151	COURIER OPERATIONS	8
0166	DEPUTY SUPERINTENDENT	9
0167	CHARTER SCHOOL SERVICES	9
0200	ASST SUPT TCHING & LEARNING SVCS	9
0202	MKL ALLOCATION UNITS	9
0204	ESE SUMMER SCHOOL	10
0205	CONTRACT SAI FUNDS	10
0207	ACADEMIC FAIRS AND COMPETITION	10
0210	STATE READING ALLOCATION	10
0212	SUMMER SCHOOL GUIDANCE SVCS	10
0215	SUMMER INITIATIVES TRAINING/PLANNING	11
0216	READING TRAINING	11
0217	MIDDLE SCHOOL INITIATIVES	11
0219	HOSPITAL/HOMEBOUND SERVICES	11
0222	ASPIRE ACADEMIES	11
0223	MULTI-TIERED SYSTEM OF SUPPORT (MTSS)	11
0224	ASSESSMENT TOOLS & SUBSTITUTE EXPENSES	12
0230	INSTRUCTIONAL MEDIA RESOURCES	12

0237	TURNAROUND SCHOOL SUPPLEMENT	12
0238	DIRECTOR OF FEDERAL PROGRAMS	12
0240	EXTRACURRICULAR OFFICE	12
0262	PUBLIC SCHOOL CHOICE PROJECT	12
0263	ESE THERAPISTS	13
0264	ESE EXTERNAL CONTRACT THERAPISTS	13
0266	FTE/ESE PARAPROFESSIONALS	13
0268	DIRECTOR K12 & ADULT INSTRUCTION	13
0269	DIRECTOR OF ESE	13
0270	DIRECTOR OF STUDENT SERVICES	13
0272	ETECHNOLOGY	14
0273	ELEMENTARY ESE ALLOCATION	14
0300	EXEC DIR - H/R & EMPLOYEE SUPPORT	14
0301	EMPLOYEE RELOCATION REIMBURSEMENT	14
0320	MIS -TECHNOLOGY & INFORMATION	15
0325	TECH REPLACEMENT MIS LCI	15
0352	SCHOOL & COMMUNITY RELATIONS	15
0400	BUSINESS OFFICE	16
0410	BAY DISTRICT WAREHOUSE	16
0420	PURCHASING OFFICE	17
0430	FINANCE OFFICE	17
0440	PAYROLL OFFICE	18
0450	FACILITIES	19
0460	EXE DIR - BUSINESS & SUPPORT SRVS (CFO)	19
0470	DEPUTY SUPERINTENDENT - OPERATIONS	19
0475	NELSON BUILDING OPERATIONS	20
0476	R.L. YOUNG CENTER OPERATIONS	20
0701	BAY HAVEN CHARTER ACADEMY -- ELE	20
0711	BAY HAVEN CHARTER ACADEMY -- MID	20
0712	RISING LEADERS CHARTER ACADEMY	20
0713	UNIVERSITY ACADEMY CHARTER SCHOOL	21
0731	NORTH BAY HAVEN MIDDLE	21
0741	NORTH BAY HAVEN CAREER ACADEMY	21
0751	NORTH BAY HAVEN ELEMENTARY	21
0764	AMIKIDS MARITIME ACADEMY	21
0771	NEWPOINT CHARTER - HIGH	22
0781	CHAUTAUQUA CHARTER SCHOOL	22
0782	CENTRAL HIGH SCHOOL	22
0792	VIRTUAL ACADEMY	22
0793	BAY VIRTUAL	22
0794	BDS COURSE OFFERINGS	22
0801	PALM BAY ELEMENTARY SCHOOL	23
2006	LIMITED ENGLISH PROFICIENCY	23
2008	ASSESSMENT & ACCOUNTABILITY	23
2009	GULF COAST COLLEGE/WORKFORCE COOP	23
2010	MEDICAID REIMBURSEMENT	23
2013	INTERNATIONAL BACCALAUREATE	24
2015	EXTRACURRICULAR ACTIVITIES	25

2016	SELF-INSURANCE - (FUND 110)	25
2017	MAINTENANCE LCI	26
2019	SCHOOL RESOURCE OFFICER PROG	26
2021	HIGH SCHOOL REMEDIATION	26
2025	INSERVICE EDUCATION	27
2026	COMPREHENSIVE HEALTH EDUCATION	27
2029	SPECIAL OLYMPICS	27
2031	BAND INSTRUMENT REPAIR / UNIFORM	27
2032	SCHOOL AGE CHILD CARE-BAYBASE	27
2037	INSTRUC MATERIALS-TEXTBOOKS	28
2070	ADVANCED PLACEMENT	28
2071	R.O.T.C.	28
2073	TEEN PARENTING	28
2074	DUAL ENROLLMENT	28
2113	A I C E	29
2130	CHOIR & BAND EQUIPMENT/REPAIR	29
2131	BAND EQUIPMENT	29
2133	SCHL IMP - SCHL ADV COUNCIL	30
2137	INSTRUC MATERIALS - SCIENCE	30
2173	DROPOUT PREVENTION & EXPULSIONS	30
2213	INDUSTRY CERTIFICATION	30
2237	INSTRUC MATERIALS - LIB MEDIA	30
2273	DROPOUT PREVENTION	31
2337	INSTRUC MATERIALS - DUAL ENROLL	31
2437	INSTRUC MATERIALS - ESE APPS	31
2704	SAFE SCHOOLS - CHARTERS	31
2705	DISTRICT SAFETY OFFICERS	31
2706	SAFE SCHOOLS	31
2707	DISTRICT SAFETY MANAGEMENT	32
2708	ADJUDICATED YOUTH-ALTERNATIVE	32
2855	FLORIDA TEACHERS LEAD PROGRAM	32
2928	STATE VPK (VOLUNTARY PRE-K)	32
3691	WORKFORCE DEVELOPMENT	33
3751	P.R.O.M.I.S.E. BEHAVIOR PROGRAM	33
3XXX	RESERVE APPROPRIATION	34

**TEACHER LEADERSHIP SUPPLEMENTS  
(0004)**

Board approved negotiated supplements for schools to have a leadership team to assist with instruction and school plans.

**CLASS SIZE REDUCTION – CHARTERS  
(0005)**

Contract Class Size Reduction is funds budgeted to pay the mandated portion of the Class Size reduction categorical to Charter Schools. In FY 2023/2024 there are 12 schools in this project: Bay Haven Elementary Charter Academy, Bay Haven Middle Charter Academy, North Bay Haven Elementary Charter Academy, North Bay Haven Middle Charter Academy, North Bay Haven Career Academy, Chautauqua Charter School, Palm Bay Elementary, Palm Bay Preparatory Academy, Central High School, Rising Leaders Academy Charter School, University Academy Charter School, and Amikids Maritime Academy.

**RETIREMENT INCENTIVE BONUS  
(0007)**

This project provides funding for Board policy and negotiated retirement incentive bonus plan.

**BOARD APPROVED ADD-ON UNITS  
(0010)**

This project funds any additional units given to the schools beyond the regular school unit allocation that are approved by the School Board. These special units are funded from District Operations funds.

**DJJ SUPPLEMENT  
(0011)**

This project is for a special categorical supplement designated for distribution to the county's DJJ centers by 2007 legislation. It is the DJJ equivalent of Class Size Reduction.

**LOW PERFORMING SCHOOLS  
(0012)**

Funds in this budget will assist low-performing schools to support activities designed to improve their school grades.

**ROSENWALD ALLOCATION UNITS  
(0014)**

Project 0014 is required by DOE. Unit Allocations are normally paid from Project 0000, but when a school is considered both an alternative school and a school of choice, a separate project is required to track the administrative and teaching units provided to that school. The units provided to Rosenwald High School are not being duplicated merely relocated to Project 0014 for accounting and tracking purposes.

**IN-SCHOOL SUSPENSION PARA'S  
(0015)**

This project provides a paraprofessional unit to all middle and high schools for an In-School Suspension (ISS) Program.

**DISTRICT COMMUNICATIONS  
(0019)**

This project provides funding for telephone communications for all sites within the District, including Schools, Nelson Building, Maintenance and RL Young Center. In prior years, each facility budgeted and paid telephone communications on an Individual basis. Beginning in fiscal year 2011-2012, telephone communications was consolidated at District level by MIS to lower cost.

**PERFORMANCE PAY FOR LEARNING GAINS  
(0020)**

This project will be used to fund yearly bonuses for teachers and school-based administrators who are selected to move to a qualified school or who already teach at a qualified school. The bonuses will be paid over the course of the school year. Specific teacher qualifications, learning gain determinations and bonus amounts are outlined in the ABCE contract.

**SCHOOL BUDGET SUPPLEMENTS  
(0021)**

Project 0021, School Budget Supplements, is funds set aside for discretionary supplements or other similar expenditures at a school level. These funds are to be used totally at the discretion of the school principal. In prior years, these funds were actually an add-on portion to the individual School Budgets, project 0001. These funds will still be used by principals as they determine their school's needs for either supplements or any other uses they deem necessary.

**GRADE CHAIR SUPPLEMENTS  
(0022)**

A supplement will be provided for teachers at the school site to assume responsibilities of a grade/department/team chairperson. The number of supplements for the school will be based on student enrollments at the individual schools. The formula for grade/department/team chairperson is outlined in the Salary Schedule under "Instructional Extra Pay for Extra Duty Schedule".

**CLASSROOM TEACHER AND OTHER INSTRUCTIONAL PERSONNEL SALARY  
INCREASE  
(0032)**

Funds provided in the Florida Education Finance Program to assist school districts and charter schools in their compliance with the requirement that the minimum base salary for full-time classroom teachers, as defined in s. 1012.01(2)(a), and certified prekindergarten teachers funded in the Florida Education Finance Program is at least \$47,500 or to provide salary increases to instructional personnel, as defined in s. 1012.01(2)(a)-(d), in a manner that best meets the needs of the school district or charter school.

**CLASSROOM TEACHER AND OTHER INSTRUCTIONAL PERSONNEL SALARY  
INCREASE- CHARTERS  
(0033)**

The portion of the classroom teacher and other instructional personnel salary funds that is allocated to the 12 charter schools: Bay Haven Elementary Charter Academy, Bay Haven Middle Charter Academy, North Bay Haven Elementary Charter Academy, North Bay Haven Middle Charter Academy, North Bay Haven Career Academy, Chautauqua Charter School, Palm Bay Elementary, Palm Bay Preparatory Academy, Central High School, Rising Leaders Academy Charter School, University Academy Charter School, and Amikids Maritime Academy.

**ELEMENTARY TEACHER ABSENCES  
(0038)**

Agreement between ABCE and the District recognizing the need to compensate elementary school teachers who are taking additional students into their classes on the days that absences are unfilled by substitutes.

**TRANSPORTATION – CHARTERS  
(0039)**

This project funds the transportation that charter schools provide their own transportation to their students. In FY 2023/2024, this includes Bay Haven Elementary Charter Academy, Bay Haven Middle Charter Academy, North Bay Haven Elementary Charter Academy, North Bay Haven Middle Charter Academy, and North Bay Haven Career Academy.

## **TRANSPORTATION (0040)**

Bay District Schools Transportation Department is committed to providing safe, secure, efficient, professional and timely transportation services to eligible Bay District School students. We support the district's transportation needs ranging from student transportation to and from schools, special needs busing, field trips, athletic sporting competitions, and educational activity trips. As a complement to our primary mission, we take great pride in providing clean, safe, and exceptionally well-maintained vehicles. We have a full-service vehicle maintenance facility employing state-certified master service technicians and inspectors. We routinely service and inspect each of the district's school buses and support vehicles for daily use in accordance with Florida Department of Education protocols.

Safety is our primary goal and we take tremendous pride in our record. The department consists of nearly 200 dedicated employees ranging from certified mechanics to drivers, paraprofessionals, office staff, and administrators. Our buses travel in excess of 7,000 miles per day and in excess of a million miles per year transporting nearly 8,000 students twice per day to and from school.

Our drivers receive annual training opportunities which far exceed the state's minimum required standards for driver in-service. Bus driver candidates must be a minimum of 21 years of age, have a clean driving record, and possess a valid and current Florida Class "B" Commercial Driver's License (CDL) with the appropriate School Bus Driver (S) and Passenger (P) endorsements. They must also pass an extensive criminal background check, meet a physical and dexterity tolerance profile and undergo random, federally mandated and pre-employment drug and alcohol screening.

Transportation continually seeks new and innovative ways to improve transportation services. We operate a computerized routing system which assists in locating and correcting inefficiencies while providing accurate and detailed information regarding the location and proper function of our assets. The department utilizes global positioning systems and automatic vehicle locator (GPS/AVL) technology to track locations, provide real-time data for driver effectiveness, and assist with remote engine diagnostics. This allows us to respond quickly to bus breakdowns, initiate rescue services, evaluate response protocols and monitor the overall effectiveness of our drivers as we optimize safety efforts. Additionally, buses are equipped with two-way radio devices for centralized dispatch communication and digital DVR video recording surveillance technology to maximize student safety. This technology allows us to keep parents, schools, and district leadership accurately informed of important elements of transportation services.

## **SCHOOL EXTRACURRICULAR TRAVEL (0041)**

Activities associated with the transportation of students to and from school activities for



curricular or cocurricular activities.

## **CS&I SCHOOL SUPPLEMENTS (0051)**

This project provides a classroom teacher supplement for work at the identified Comprehensive Support and Instruction (CS&I) schools. This supplement is for teachers that meet all of the eligibility criteria and sign the CS&I Classroom Teacher Supplement MOU.

## **MAINTENANCE (0060)**

The mission of the Bay District Schools' Maintenance Department is to maintain the facilities of the school district in a cost-efficient manner by performing preventative maintenance and reactive repairs.

The Maintenance Department has eighty-six employees divided into five specialized shops. The largest is a Specialty Shop which is responsible for all painting, grass cutting, work control, supplies, warehousing, inventory, locks, keys, block, and concrete repairs. The Carpentry Shop performs the structural maintenance on all district facilities. The Electrical; Heating, Ventilation and Air Conditioning (HVAC); and Plumbing shops provide the necessary expertise to repair and maintain the mechanical components of our school facilities.

Bay District School facilities currently occupy approximately four million gross square feet. The HVAC Shop maintains approximately 16,000 tons of air conditioning and heating equipment which consists of 50 chillers, approximately 1200 central heating and air conditioning units and over 100 window units along with approximately 600 tons of refrigeration equipment, maintains 37 networked energy management systems and changes over 20,000 filters annually.

The Plumbing Shop maintains over 18,150 plumbing fixtures, approximately 630 water fountains, storm water drainage systems and various irrigation systems. We also maintain 69 boilers (relief valves must be tested every 6 months), 302 water heaters, 520 backflow prevention devices, 49 grease traps, 26 irrigation wells, 31 sewer lift stations, 1 drinking water treatment plant, 1 public swimming pool, pest control services and all the MILES of piping, valves, fittings, sprinklers, timers, pumps, compressors, storage tanks, chemical feed systems, etc. associated with all the systems listed above. In order to maintain all of these systems, the State of Florida requires special certifications and/or licensing.

The Electrical Shop is responsible for the miles of wiring and thousands of light fixtures, switches, receptacles, and other electrical fixtures and equipment throughout the district. We control 80,000 amps of electrical capacity, maintain 8 stationary backup generators and have 4 portable generators for hot spot applications with 5 of the units supplying up to 200 amps 3 phase power. We are also first responders and monitors for all district owned fire alarm systems, perform repairs on all irrigation systems, including 31 lift stations; as well as drinking water well pumps for cost centers without public utilities.

The Maintenance Department currently averages over 1000 completed work orders each

month. Our goal is to complete work orders within five working days.

### **STADIUM MANAGEMENT PROJECT (0080)**

This budget funds the maintenance and operation of Tommy Oliver, Mike Gavlak and Bozeman Stadiums along with the lawn maintenance of the Nelson Building. Tommy Oliver, Mike Gavlak and Bozeman Stadiums are used for band activities, football, soccer, and track by our middle and high schools. The stadiums are also used by the community to support fundraising events and other functions.

There are six (6) people employed to provide the maintenance and supervision for the stadiums and Nelson Building grounds: Stadium Manager, Asst. Stadium Manager, Turf and Irrigation Specialist, and three semi-skilled craftsmen. These employees are responsible for supervising events and maintaining these facilities. They are also responsible, as needed, to maintain football/soccer fields at middle schools.

### **SCHOOL BOARD (0100)**

The Bay District School Board asserts a leadership role to achieve the District's mission to educate each and every child to the fullest of his or her potential. Individual Board Members serve as advocates on behalf of students and their schools in the community.

Project 0100, School Board, includes funding to maintain and operate the office of the five elected Bay District School Board Members and their confidential secretary, a 12-month employee. The Assistant to the School Board Members is paid according to Salary Schedule 4, paygrade 50. Retirement and Social Security contributions are funded according to federal and state law, and Group Insurance contributions are funded per School Board policy.

Public official bonds for the School Board Members are required. The chairman and vice-chairman are bonded at a higher amount.

Legal counsel is required by School Board policy. An attorney to act as legal advisor is provided by annual contract. Additional legal services are frequently required to assist the Board Attorney in unforeseen action such as labor disputes, construction litigation, and administrative hearings.

Advertisement of public hearings is paid through object 390. The Board's participation in professional organizations such as Florida School Boards Association is paid through object 730.

In summary, the project supports the work of the five School Board Members in the completion of their duties as constitutional officers of the State of Florida.

**DISTRICT UNEMPLOYMENT COMPENSATION  
(0101)**

Employers the size of Bay District School are predominately self-insured for Unemployment payments. This project funds the Unemployment Insurance for all Bay District employees.

**MENTAL HEALTH ALLOCATION  
(0106)**

This project funds the mental health allocation from the state. This allocation was created in FY 2018/2019 and all districts are required to complete a plan and submit to FLDOE in order to continue receiving funds.

**DISTRICT SUPERINTENDENT  
(0120)**

The Superintendent's Office is the hub of information sharing and decision-making. It is critical that this office has the necessary tools to communicate with, and for, the various stakeholders of Bay District Schools. Via constant contact with employees, local and state elected officials, and members of the community, the Superintendent's office remains connected to the needs of the district on every level.

The Superintendent sets the strategic mission and vision for Bay District Schools and establishes priorities and the allocation of resources for the district. Additionally, the Superintendent is responsible, and accountable, for the district-wide implementation of learning environments that are conducive to student academic success.

The Superintendent represents Bay District Schools in a variety of settings and keeps the District connected to a plethora of professional and civic organizations by speaking and volunteering with them regularly in our county and state. The Superintendent's budget includes the salaries and supplies needed to ensure professional communication with all stakeholders on an ongoing, and regular, basis.

**PROPERTY INVENTORY  
(0130)**

This project funds the budget of the Property Records/Inventory Department. Florida Statutes Chapter 274 establishes rules for accountability of tangible personal property owned by school boards. The law requires we keep records of and mark tangible personal property according to Florida Department of Education, Project Application and Amendment Procedures for Federal and State Programs (Green Book). Bay District School Board Policy 6.114 defines property responsibility and accountability in accordance with the district. The Property Records Department's goal and objective is to comply with these established rules and policies.

The district has over 64 million dollars in assets that are defined as tangible personal

property. Our Property Records Department maintains a complete record on each one of these assets, which includes the description, vendor, purchasing and account information. The tangible personal property is tracked from the time it is purchased until it is disposed of. An annual physical inventory of all tangible personal property is conducted at the schools and district facilities.

We maintain a complete record of all vehicles and their original titles and registrations.

Our Department also maintains the Surplus Property Warehouse. Surplus and obsolete furniture and equipment from all cost centers are brought to our warehouse. We redistribute all usable furniture and equipment back into the school system from this centralized area, in order to utilize the district's property to its fullest potential. The property that has been declared surplus to the district's needs is stored at the Surplus Warehouse and sold to the highest bidder at our public auction at scheduled times each year.

### **INTERNAL ACCOUNTS AUDITOR (0140)**

Financial and Program Cost Accounting and Reporting for Florida Schools (Red Book) and School Board Policy require annual audits of all school internal accounts. In addition to auditing school internal accounts, this department trains and assists internal account bookkeepers; reviews each school's monthly bank reconciliations and financial reports, maintains the accounting system for internal accounts, reconciles all school board bank accounts, audits fees collected at Bay Base sites and Voluntary Pre-Kindergarten Extended Day classes, and compiles 1099 data for IRS reporting.

### **EXEC DIR OPERATIONAL SUPPORT SERVICES (0150)**

This project funds the office of the Executive Director of Operational Support Services. Included are the salaries for the Executive Director and Assistant, as well as the necessary supplies, equipment, and resources required to effectively run this office.

### **COURIER OPERATIONS (0151)**

This project funds two courier positions, one ten-month and one twelve-month; and the operation and maintenance of two courier vehicles.

The employees in these positions are responsible for transporting mail, boxes, packages, and small warehouse orders between 67 sites within the District, Charters, and Institutions. They are also responsible for picking up payroll calculations from each site and delivery to the District Offices.

**DEPUTY SUPERINTENDENT PROFESSIONAL & COMMUNITY SVCS.  
(0166)**

This position is responsible for providing direct support to the Superintendent. The following functions are included in the budget for this project: overseeing the District Bargaining Team, which involves training by and membership with the Florida Educational Negotiators; travel and supplements for negotiating team members; and funds for the salaries and supplies for the Deputy Superintendent and staff.

**CHARTER SCHOOL SERVICES  
(0167)**

This project funds a portion of the salary and benefits of an instructional employee to serve as the liaison between the school district and the charter schools.

**DEPUTY SUPERINTENDENT TEACHING & LEARNING SVCS.  
(0200)**

These monies provide necessary resources for the Deputy Superintendent and the Assistant to the Deputy Superintendent. These dollars fund predominately salaries and general office needs.

**MKL ALLOCATION UNITS  
(0202)**

Margaret K. Lewis School in Millville, also known as MKL, is a special purpose school serving the educational needs of students ages 3 to 22 years of age. Approximately 150 students attend MKL and they all qualify for Exceptional Student Education programs with services identified as Intellectual Disabilities, Autism Spectrum Disorders, Visually Impaired, Hearing Impaired, Developmentally Delayed and Speech and/or Language Impaired. In addition, many students also receive Occupational and/or Physical Therapy. These students require intensive instructional support to benefit from the educational program. The required staff to student ratio is 3:1 with some students needing an even lower ratio to successfully implement their educational programs. In addition to the lower staff to student ratio, programs and services available to our students are a functional academic curriculum using Florida Standards through Access Points and Next Generation Standards, and community-based instruction (CBI) including vocational and pre-vocational training. A full-time behavior analyst and nursing staff are employed at MKL to assist with implementation of students' Individual Behavior Intervention Plans and/or Health Care Plans. All students attending MKL receive specialized transportation.

In partnership with families, Individual Education Plans are developed for each student and alternate assessments are used to monitor student achievement. At MKL, we believe all students can learn when provided with the appropriate curriculum and supports.

Mission Statement: Margaret K. Lewis School in Millville, in cooperation with families and the community, will effectively educate and empower each student to achieve an

independent, purposeful and fulfilling life.

**ESE SUMMER SCHOOL  
(0204)**

This project funds services for students with disabilities whose IEPs indicate a need for extended school year (ESY). Funds are used to hire teachers, paraprofessionals and therapists, as well as other support personnel and materials required to meet the student's IEP.

**CONTRACT / SAI FUNDS  
(0205)**

This project funds the Supplemental Academic Instructional funding earned by Bay Haven Elementary Charter Academy, Bay Haven Middle Charter Academy, North Bay Haven Elementary, North Bay Haven Middle Charter Academy, North Bay Haven Career Academy, Chautauqua Charter School, Palm Bay Preparatory Academy, Palm Bay Elementary School, Central High School, Rising Leaders Academy Charter School, University Academy Charter School, and Amikids Maritime Academy. Their categorical funding is based on their FTE and State mandated revenue worksheets.

**ACADEMIC FAIRS & COMPETITION  
(0207)**

This project supports extra-curricular activities such as Science Fair, History Fair, Math Counts, etc.

**STATE READING ALLOCATION  
(0210)**

This project was established by the state legislature to provide funds for reading initiatives K-12. In order to obtain the funds, each district must submit for approval a district Comprehensive Reading Plan (CRP). The funding may be used to hire literacy coaches, provide reading materials, fund the district's Summer Reading Camp and pay travel for reading training. Specific program requirements are dependent on technical assistance from the Florida Department of Education.

**SUMMER SCHOOL GUIDANCE SVCS  
(0212)**

This project funds guidance counselor services for middle and high schools for summer employment to finalize student schedules.

**SUMMER INITIATIVES TRAINING/PLANNING  
(0215)**

Monies from this budget will be used to support summer activities such as payment for administrative assistants to attend the Superintendent's Summit, in-service training expenses, curriculum development, and credit recovery.

**READING TRAINING  
(0216)**

Monies in this budget will be used to fund additional Literacy Coaches and Intervention (Academic) Specialists to assist teachers with implementation of reading initiatives.

**MIDDLE SCHOOL INITIATIVES  
(0217)**

This budget funds teacher supplements and/or paraprofessionals needed to provide additional supervision during the morning hours before school begins.

**HOSPITAL/HOMEBOUND SERVICES  
(0219)**

Funds to provide instruction to students while on Hospital/Homebound services. The amount needed per year varies depending on the number of students requiring H/HB services.

**ASPIRE ACADEMIES  
(0222)**

This project is designed to further assist students in grades 6<sup>th</sup> through 8<sup>th</sup> grades who need intensive remediation of basic skills in reading, language arts, mathematics, science and social studies. The intent of the program is to allow students an opportunity for remediation so they will be better prepared for high school. Students are selected based on academic performance with priority given to retained and good cause promoted students. Funds are used for staff salaries, classroom supplies, training, etc.

**MULTI-TIERED SYSTEM OF SUPPORT (MTSS)  
(0223)**

Monies will be distributed to assist schools with the implementation of Multi-tiered System

**ASSESSMENT TOOLS & SUBSTITUTE EXPENSES  
(0224)**

These funds will be used to purchase, administer and manage diagnostic assessments in the core content areas K-12. This budget also funds SAT School-Day testing for seniors needing passing concordant scores for graduation.

**INSTRUCTIONAL MEDIA RESOURCES  
(0230)**

Instructional Technology & Media Services department supports the district mission by providing a variety of services to assist in translating school improvement initiatives into instructional materials, products and services.

**TURNAROUND SCHOOL SUPPLEMENT  
(0237)**

The purpose of these funds are to assist in the Turnaround Success of Cedar Grove and Callaway Elementary Schools. These state allocated dollars will be used to provide comprehensive support services, programs designed to develop family and community partnerships to ensure the delivery of high academic and character standards, increased parental involvement, professional development, and focused instruction.

**DIRECTOR OF FEDERAL PROGRAMS  
(0238)**

The purpose of this project is to fund personnel with the duty to ensure coordination of funds with Federal/state/local budgets to maximize utilization of all awarded amounts, as well as to oversee state and district actions to ensure all federal laws are followed to prevent sanctions and audit discrepancies. There will also be training of district staff on multiple Federal program fiscal requirements, policies and processes.

**EXTRACURRICULAR OFFICE  
(0240)**

This project funds the extracurricular office, the Coordinator of Athletics and Extracurricular Activities, one confidential secretary, and two live events technical operations coordinators.

**PUBLIC SCHOOL CHOICE  
(0262)**

Monies from this budget will be used to support the School of Choice Program. This budget is used for the Versatrans software that is needed not only for the School of



Choice Program, but also for zoning. Additional monies will be used for salaries, printing of school of choice documents, mailings and other basic office needs.

**ESE THERAPISTS  
(0263)**

This project pays the salaries for occupational, physical and speech therapists who provide services to students with disabilities. The student's IEP determines the amount of services needed.

**ESE EXTERNAL CONTRACT THERAPISTS  
(0264)**

Monies from this budget are used to pay for contracted services for occupational therapists, physical therapists and speech therapists.

**FTE/ESE PARAPROFESSIONALS  
(0266)**

Paraprofessionals that work with students with disabilities are funded from this budget.

**DIRECTORS K-12 & ADULT INSTRUCTION  
(0268)**

This project is used to support all schools in their efforts toward curriculum reform including implementing instructional strategies that are research based. Although the schools take on the same endeavors, this budget provides funds and necessary staff to further their efforts.

A portion of this budget will be spent on personnel salaries and benefits. This budget also provides funding for meetings that keep the district personnel informed and current on state initiatives.

**DIRECTOR OF ESE  
(0269)**

These funds are used to support all programs in ESE that do not receive special funding such as a portion of ESE resource teachers and psychologists, support clerical personnel, as well as an administrator. A portion of the funds are also used to support programs for the gifted.

**DIRECTOR OF STUDENT SERVICES  
(0270)**

Funds from this budget are used to support Student Services initiatives and

administrators that are not supported from other funding sources. These programs include: zoning, English Language Learners (ELL), School of Choice, home school, charter schools, virtual school and Multi-Tiered System of Supports for behavior (MTSS). Monies are used predominately for salaries as well as general office supplies.

**E-TECHNOLOGY  
(0272)**

This budget is used to bring technology into the classroom by training classroom teachers to use technology as a teaching tool. Funds will be used to pay for the Teachers on Special Assignment (TOSA positions) as well as district staff. Funds will also be used to support training and in-service.

**ELEMENTARY ESE ALLOCATION  
(0273)**

This project will provide funds for additional support to traditional elementary schools to further assist with meeting the needs of students with disabilities, particularly as it relates to increasing the utilization of the inclusion model.

**EXEC DIRECTOR OF HUMAN RESOURCES  
& EMPLOYEE SUPPORT SVCS  
(0300)**

Recruitment and retention of outstanding, diverse employees who are fully committed to providing their best efforts for every student entrusted to their care is the mission of the Human Resources Department.

The supporting services rendered by this office are unique and vital to the total operation of Bay District Schools. Every employee, without exception, must pass through our doors at various times throughout their career – from the beginning of the application process to the conclusion at retirement. Administrators, instructors, and support personnel depend upon employees of the Human Resources Department as a source of information regarding salary, leave, and certification procedures. While these are the major functions of the department; they are, by no means, the only responsibilities of Human Resources. We strive to provide an environment that is professional, yet friendly, in answering questions and providing assistance to all applicants and employees of Bay District Schools.

**EMPLOYEE RELOCATION REIMBURSEMENT  
(0301)**

The District continues to experience a severe teacher shortage. Over the last few years, our District has experienced traumatic events that have had social and economic impacts on our community.

The lack of certified teachers has made it difficult to continue the daily business of educating students. In order to increase our recruitment efforts to expand beyond 50 miles of Bay County, the Moving Reimbursement was implemented in the amount of \$2000.00 for approved reimbursement items. Certified instructional employees, new to Bay District Schools, may request reimbursement for up to \$2,000 for moving expenses with documentation

### **MIS – TECHNOLOGY & INFORMATION (0320)**

Project 0320 provides funding for most of the technology related activities for the Information Systems department. Primarily funds provide for wages for all development, infrastructure and leadership roles for the department.

Additionally, we pay for standard technical components out of these funds. Examples include communications connections outside of our own network (eg ATT / Verizon), software agreements (eg Microsoft) and other ancillary service providers. Our strategy to deliver excellent customer services throughout the district by having great people, installing solutions that matter and maintaining systems that meets the needs of the district.

### **MIS - TECH REPLACEMENT (0325)**

This project has funded the purchase of printer toner and projector bulbs to maintain all classroom technology districtwide since 2011.

These classrooms are in the final year of replacing projectors with interactive flat panel (IFP) devices. This project will continue to fund printer toner and IFP maintenance parts when needed.

### **SCHOOL & COMMUNITY RELATIONS (0352)**

The Office of Communications provides a variety of services to Bay District Schools in order to enhance the image of the public school system as well as support schools and auxiliary departments. Its mission is to proactively engage the community in order to build positive relationships and understanding with all stakeholders by evaluating the District's communications program and using best practices to establish and enhance an effective communication plan. The Director of Communications provides community relations point-of-view to District-level decisions, input to the administrative team, and media relations training and professional development for the Board and District staff.

The Office of Communications produces a regular flow of news releases outlining school district issues, and schedules media availability with the Superintendent, staff and School Board members. Additionally, the office aids schools in their efforts to promote their school-wide activities and outreaches. The Director of Communications serves as a liaison between Bay District Schools and the news media, driving coverage of significant events by utilizing all media outlets available, as appropriate, to disseminate District news and assists with crisis management when necessary. The office maintains and manages

the district's social media accounts and provides quarterly reports to board members and the public.

Staff recognition events are an important aspect of the Office of Communications since they provide an opportunity to generate goodwill and recognize outstanding performance and dedication to student learning. The Director of Communications fosters community sponsorships so that awards have greater credibility and prestige.

The office also produces a weekly employee newsletter and manages dissemination of information from the community to parents of actively-enrolled students. The Office of Communications staff answers phone inquiries, handles complaints, mails information packets, responds to e-mails and messages submitted through the district website, and handles requests for public records in addition to being responsive on social media, seven days a week, as parents require assistance. Additionally, office staff will aid in the planning and execution of District-affiliated events as well as community outreach events.

### **BUSINESS OFFICE (0400)**

The Bay District Schools Business Office performs many ongoing functions, many of which are related directly to budget development, analysis of expenditures, remaining budget, and controls. A large portion of the year is spent analyzing the current budget, while gathering data and working to generate the next fiscal year's budget. One major activity is the development of a School Board Approved balanced budget for the entire district, along with supporting documents to communicate all facets of the budget to all interested or necessary stakeholders. Other major activities are: monitoring of allocations and expenditures to ensure School Board Policy is followed with regard to budgeted expenditures and monitoring personnel allocations to ensure School Board allocations and formulas are correctly administered. The Business Office works closely with the Finance, Payroll and Human Resource offices to monitor and report the actual usage of District resources.

District and School Administrators use the analysis and information gathering capability of the Business Office to help handle and/or solve problems as they arise. Aside from the obvious activity of generating and monitoring the budget, the Business Office is always available to help wherever necessary to achieve the District Vision.

The Business Office also has many other varied responsibilities such as: development and maintenance of programs that generate detail personnel reports to aid Human Resources in their weekly audits of personnel position control; development and maintenance of an information system for the ongoing reimbursement of Medicaid expenditures; working at the direction of the CFO, handling many special situations such as OPPAGA documentation requirements or generating detailed reports for District usage.

### **BAY DISTRICT WAREHOUSE (0410)**

This project funds the Warehouse operations. The Robert L. Young Warehouse supports

the instructional and operational needs of the district through the warehousing and transportation of supplies and equipment, the moving of schools and departments, and by providing delivery services between District schools and locations with more than 60 physical stops. Warehouse personnel are responsible for the logistical planning, routing and oversight of commodities such as school and office supplies, 410 equipment storage and tracking, janitorial products, media bulbs and furniture. Duties include; distribute and pickup surplus furniture and equipment, receive, secure and distribute State testing materials. Superseded textbook pickup District wide for the Media Center Department, archival records pickup, and storage, organization and sorting of District Recycle Technology Program. Transport of music risers, portable stage equipment and athletic mats as needed; storage and distribution of emergency equipment and supplies during hurricane and other emergency events; and, general moving needs of the schools and teacher/administrator relocations.

### **PURCHASING OFFICE (0420)**

This project is the budget of the Purchasing Department. The Purchasing Department is responsible for establishing procedures to get the most value for dollars expended, assisting schools and departments in procurement decisions, and ensuring that procurements are made in accordance with applicable state and local rules and policies. We maintain procedures, which foster fair and open competition, inspiring public confidence that all contracts are awarded in the best interest of the District. The department staff of four employees seek to utilize technology and sound business practices to help meet the needs of our internal customers - the students and staff of Bay District Schools - and to work closely with vendors who provide the needed goods and services, as well as manage vendors contracts and performance. The General Manager of Procurement, Contracting and Materials Management is the department head and has supervisory responsibilities for the Courier Operations, District Warehouse and the Property & Inventory Departments. Funding for the Department is provided through the District General Fund.

### **FINANCE OFFICE (0430)**

The Finance Department is involved in a number of activities including, but not limited to the below mentioned tasks. Finance sets up, monitors, closes, and reconciles all federal and state grants. This includes weekly/bi-weekly reporting to the state, weekly funding requests, as well as detailed closing reports and reconciliations.

The Finance Department is responsible for the payment of all District vouchers for all funds excluding those that are issued out of schools' internal accounts and those issued by payroll. This includes monitoring expenditures to make sure they are in compliance with Board Policy. These payments include utility payments, travel reimbursements, Debt Service payments, and Capital Projects payments, as well as all other vendor payments that require a great deal of verification.

We prepare various monthly and annual reports that include the monthly financial report to the Board and the Annual Financial Report that is transmitted to the state after Board

approval. We set up and maintain all account strips and the chart of accounts. We invest millions of dollars of the District's funds that make thousands of dollars in interest. We wire money on a daily basis. We request all federal funds. We deposit millions of dollars into numerous bank accounts, projects, and funds of the District. We provide technical support and training for the financial software. Finance serves as a constant resource for the entire District in numerous capacities involving all of the above-mentioned, plus many more. In short, we are responsible for spending, investing, monitoring, and reporting over \$600 million of District expenditures and revenues each year.

## **PAYROLL OFFICE (0440)**

The payroll department is responsible for the expenditure of approximately \$212 million in salaries and benefits for employees of the district. This department is responsible for processing payroll checks on a semi-monthly basis for all employees and processes approximately 84,000 payroll checks per year. This department is responsible for the establishment and maintenance of all direct deposit information for district employees, which includes the preparation of the transmittal information for each payroll period.

The department provides explanation, enrollment, and updates each employee's deduction records for all group health, dental, vision, and life benefits. We also process and remit the monthly billings for all group benefits. We are responsible for the implementation of voluntary payroll deduction authorizations, enrollment forms, maintenance of files, updating employee records, monitor payroll processing and submitting deduction listing and checks to appropriate vendors. We create and submit retirement reports and remit monies to the state on a monthly basis.

This department prepares and submits various monthly, quarterly and annual reports for state and federal reporting. We processed 4,730 W-2's at the end of calendar year 2022.

The payroll department administers the Section 125 or cafeteria plan – this program enables employee contributions for group insurance premiums to be deducted on a pre-tax basis and includes the offering of a health care reimbursement account and dependent care reimbursement account. The department is responsible for enrolling employees, maintaining files, updating employee records, assisting employees with claim issues and coverage questions.

The payroll department also administers the BENCOR Special Pay Plan and the FICA Alternative Plan (SSARP). These plans provide tax saving opportunities for employees and the School District.

The payroll department works with all cost centers and departments to identify and correct all payroll related expenditures for salary and benefits. We also verify payroll related information on salary and benefits for employees of the district.

**FACILITIES  
(0450)**

The facility office manages the capital outlay program, which includes planning, programming, designing, reviewing plans, issuing permits, and inspecting constructing/renovation projects for code compliance, quality control and compliance to plans and specifications. In the coming year, we will complete additions/renovations to several schools and will begin and complete many small maintenance projects.

The funds for activities will come from the general fund and they will go to pay salaries, supplies, travel, and consulting fees for special projects. These activities support the District mission of providing safe and secure facilities conducive to the learning environment and resources to support the learning process.

We are operating under the Florida Building Code and Florida Fire Prevention Code, which requires annual fire safety, casualty and sanitation inspections that identify violations that exist in our facilities. We are responsible for conducting these inspections, correcting the violations and reporting the results to the board and state. We are responsible for coordinating these inspections and correcting the violations.

**EXECUTIVE DIRECTOR – BUSINESS & SUPPORT SERVICES (CFO)  
(0460)**

The Chief Financial Officer is responsible for overseeing and coordinating all areas of business for Bay District Schools. Answering directly to the Deputy Superintendent of Operations, and working closely with the Executive Directors, the Chief Financial Officer administers all areas of Budget, Finance, Payroll, Purchasing, and Risk Management issuing informed decisions and/or recommendations on all areas where dollars are either generated or spent. In short, the Chief Financial Officer is responsible for the “Money” -- where it comes from, where it is, where it goes, and how it is spent.

As the central hub for all financial information flowing through Bay District Schools, the Office of the Chief Financial Officer works to inform and aid both District and School level administrators with any business issues. This office provides the financial resources to keep this educational system running smoothly, and endeavors to generate any information necessary to aid the Superintendent in remaining completely informed on all pertinent issues.

**DEPUTY SUPERINTENDENT – OPERATIONS  
(0470)**

These monies provide necessary resources for the Deputy Superintendent of Operations and the Assistant to the Deputy Superintendent. These dollars fund predominately salaries and general office needs.

**NELSON BUILDING OPERATIONS  
(0475)**

This project is responsible for meeting the facility needs of the Nelson Administrative Complex. Included is the salary for the Head Custodian, as well as the following areas have been budgeted based on historical data for this building:

- Utilities including: electricity, water, sewage, garbage, and natural gas
- Elevator license and repairs
- Copier rentals and supplies for each floor and/or major functional area
- Custodial supplies
- Cable TV and mat rental

This project ensures that the Nelson Administrative complex will be maintained and secure. Additionally, it provides for the payment of utility bills and the necessary equipment and resources to run a facility of this size.

**R.L. YOUNG CENTER OPERATIONS  
(0476)**

This project is the budget for the R.L. Young Center building and grounds. It provides funding for the common utility and custodial needs of the Purchasing Department, District Educational Media Center, Property and Inventory Department, and District Warehouse offices, which are tenant departments.

**BAY HAVEN CHARTER ACADEMY – ELEMENTARY  
(0701)**

The purpose of this project is to identify and account for revenue earned and paid to Bay Haven Charter Academy. Funds are allocated to this project based on the FTE generated by the school. Funds are released according to the contract with Bay Haven Charter Academy. This project funds the elementary portion of Bay Haven Charter Academy.

**BAY HAVEN MIDDLE CHARTER ACADEMY – MIDDLE  
(0711)**

The purpose of this project is to identify and account for revenue earned and paid to Bay Haven Charter Academy. Funds are allocated to this project based on the FTE generated by the school. Funds are released according to the contract with Bay Haven Charter Academy. This project funds the middle school portion of Bay Haven Charter Academy.

**RISING LEADERS CHARTER ACADEMY  
(0712)**

The purpose of this project is to identify and account for revenue earned and paid to Rising Leaders Academy Charter School. Funds are allocated to this project based on



the FTE generated by the school. Funds are released according to the contract with Rising Learning Academy Charter School.

**UNIVERSITY ACADEMY CHARTER SCHOOL  
(0713)**

The purpose of this project is to identify and account for revenue earned and paid to University Academy Charter School. Funds are allocated to this project based on the FTE generated by the school. Funds are released according to the contract with University Academy Charter School.

**NORTH BAY HAVEN CHARTER ACADEMY- MIDDLE  
(0731)**

The purpose of this project is to identify and account for revenue earned and paid to North Bay Haven Charter Academy. Funds are allocated to this project based on the FTE generated by the school. Funds are released according to the contract with North Bay Haven Charter Academy. This project funds the middle school portion of North Bay Haven Charter Academy.

**NORTH BAY HAVEN CAREER ACADEMY  
(0741)**

The purpose of this project is to identify and account for revenue earned and paid to North Bay Haven Charter Academy. Funds are allocated to this project based on the FTE generated by the school. Funds are released according to the contract with North Bay Haven Charter Academy. This project funds the career academy portion of North Bay Haven Charter Academy.

**NORTH BAY HAVEN CHARTER ACADEMY – ELEMENTARY  
(0751)**

The purpose of this project is to identify and account for revenue earned and paid to North Bay Haven Charter Academy. Funds are allocated to this project based on the FTE generated by the school. Funds are released according to the contract with North Bay Haven Charter Academy. This project funds the elementary school portion of North Bay Haven Charter Academy.

**AMIKIDS MARITIME ACADEMY  
(0764)**

The purpose of this project is to identify and account for revenue earned and paid to Amikids Maritime Academy. Funds are allocated to this project based on the FTE generated by the school. Funds are released according to the contract with Amikids Maritime Academy.

**PALM BAY PREPARATORY ACADEMY  
(0771)**

The purpose of this project is to identify and account for revenue earned and paid to Palm Bay Preparatory Academy. Funds are allocated to this project based on the FTE generated by the school. Funds are released according to the contract with Palm Bay Preparatory Academy.

**CHAUTAUQUA LEARN & SERVE CHARTER SCHOOL  
(0781)**

Chautauqua Learn & Serve Charter School is a school serving individuals with disabilities. We use the service-learning methodology to enhance learning, build self esteem and provide service to the community. It is our mission to educate these transitioning students for the world they are about to enter with as much independence as possible. Also, our mission is to educate the world to the needs and strength of the disabled.

**CENTRAL HIGH SCHOOL  
(0782)**

The purpose of this project is to identify and account for revenue earned and paid to Central High School. Funds are allocated to this project based on the FTE generated by the school. Funds are released according to the contract with Central High School.

**VIRTUAL ACADEMY  
(0792)**

This project funds the district Virtual Instruction Program (VIP), as mandated by the legislature. The VIP provides free virtual school offerings to students in grades K - 12 who meet state-prescribed eligibility requirements.

**BAY VIRTUAL  
(0793)**

Bay Virtual School is a franchise of Florida Virtual School providing 6th through 12th-grade students with quality teachers, standards-based courses, and instructional support in an online environment. Students can receive credit for coursework and graduate with a regular diploma. This project houses instructional personnel for elementary Bay Virtual School students.

**BDS COURSE OFFERINGS  
(0794)**

Bay Virtual School's learning model delivers online content and instruction with support

from local contracted teachers for Kindergarten through 12<sup>th</sup> grade. Students can earn credit for coursework and graduate with a regular diploma.

**PALM BAY ELEMENTARY SCHOOL  
(0801)**

The purpose of this project is to identify and account for revenue earned and paid to Palm Bay Elementary School. Funds are allocated to this project based on the FTE generated by the school. Funds are released according to the contract with Palm Bay Elementary School.

**LIMITED ENGLISH PROFICIENCY  
(2006)**

These funds support the federal and state-mandated program for educating students who are English Language Learners (ELL). This budget supports paraprofessionals at school sites with high populations of ELL students and translators required for parent meetings. In addition to its personnel support, this budget supplies materials, tests, and software to address the needs of ELL students and parents. Funds are also used for the District's training efforts for teachers ESOL endorsement.

**ASSESSMENT & ACCOUNTABILITY  
(2008)**

This budget funds the necessary expenditures for student testing. These expenditures include items such as: purchasing of testing materials required by state and district policy, purchase of the profile reports for PSAT, ACT/SAT, substitute pay for teachers facilitating FAST/EOC trainings, training costs associated with state-mandated testing, and the salaries for the personnel in the Assessment and Accountability office.

**BDS CTE PROGRAM  
(2009)**

These monies will provide funding to support the overall initiatives of the Career and Technical Education Council. The CTE Council was established to maintain autonomy in order to provide clear direction to the Bay District School Board and Gulf Coast State College Board of Trustees in regard to education as it relates to industry needs. These monies will be used to partially fund a CTE Supervisor and other related expenses.

**MEDICAID REIMBURSEMENT  
(2010)**

This project pays the District's billing agents and district staff to coordinate the filing for Medicaid reimbursement for services provided by district personnel. Currently, Bay District receives reimbursement for behavioral services, physical therapy, occupational

therapy, social work services, nursing services, special transportation, speech and language therapy, and administrative claiming.

## **INTERNATIONAL BACCALAUREATE (2013)**

The International Baccalaureate is a Bay District Magnet program housed at Rutherford High School. The purpose of the program is college and career preparation for high school students, with a curriculum that meets international criteria. Funding for IB comes from the state in the form of weighted FTE, based on the number of IB Diplomas received and on the number of individual IB exams that earn a 4 or better on a scoring scale of 1 to 7. Each exam score of 4 or better earns .16 of an FTE, and each IB Diploma earns .30 of an FTE. The monies our students earn for the May exam session are determined through the IB results which are released annually on July 6th. In recent years, our IB Program earnings have typically ranged from approximately \$120,000 - \$160,000 per year. However, with the challenges of both lost instructional time and reduced enrollment in the aftermath of Hurricane Michael and then the COVID pandemic, our IB Program earnings have been inconsistent the past four years. For FY 2019-2020 (May 2019) earnings were approximately \$75,000, both due to a reduced enrollment and lost instructional time. We were able to re-establish previous performance levels with FY 2020-21 (May 2020) and earnings surpassed \$150,000. However, with the impact of the pandemic and virtual instruction on both enrollment and assessment that followed, the earnings for FY 2021-22 (May 2021) stood at approximately \$67,000. Enrollment in IB Diploma Program courses increased for the May 2022 session, and as a result our FY 22-23 revenues will be approximately \$93,000. Enrollment for 23-24 currently maintains at the same or higher level as 22-23; we anticipate slightly higher revenue in 2024.

Below is a brief justification for some of the specific budget requests we have made.

**a.** The International Baccalaureate Organization has increased our costs in annual fees and expenses since 2001. The standard increase since 2007 has been 5% in all categories each year. Significant additional costs for the upcoming school year will be incurred in teacher training for a number of new faculty in due to the approved authorization for the IB Career Program, as well as for purchase of updated and online materials and resources to meet updated curriculum requirements and address student needs in both traditional and virtual instruction.

**b.** To maintain the requirements of our previous IB Program evaluation, and in anticipation of further expectations in response to our 2020 evaluation, the IBO has required that we expand our course offerings to serve a wider population, and take steps to better establish ourselves as an IB World School for all students and teachers on our campus. One of the pathways to accomplish this will be our authorization to offer the IB Career Program as a support and enrichment to our already successful CTE programs. Authorization and the establishment of the IB Career Program will require additional allocation of funds for both teacher and administrator professional development.

**c.** Our current enrollment for IB Program courses, including both IB and PreIB, is now approximately 40% of the entire high school student body. With our expansion of course

offerings to more RHS students, more than 50% of our 11<sup>th</sup> grade students schoolwide will be taking at least one IB Diploma Program course this year. We are continuing to build access for all RHS juniors and seniors to have the opportunity to participate successfully in IB courses.

**d.** Due to the continued expansion of curriculum and course offerings to a greater percentage of our student body, the responsibilities and obligations of the IB Administrative staff will continue to necessitate summer work hours for the IB Coordinator, IB Guidance Counselor, and the IB office clerk.

**e.** With retirements and staffing changes over the last several years, a significant portion of our budget continues to be allocated to train new staff and to keep continuing staff abreast of on-going IB curriculum changes to maintain and build the excellence of our program, as well as to comply with the regulations of the International Baccalaureate Organization.

In accordance with state statutes, a portion of our funds will also be used to assist academically disadvantaged students to help them prepare for more rigorous courses. Specifically, we have opened access in our Pre-IB courses to more students and are working to provide IB training to more teachers to enable them to prepare more students for the rigors of the IB Diploma Program courses in 11<sup>th</sup> and 12<sup>th</sup> grade. The funds received by the IB program are used to pay for the exams, IB dues and fees, the required, continuous training for the IB Coordinator and Faculty, office equipment and supplies for the IB office, supplemental equipment and supplies for IB classrooms in accordance with the Florida State Statute 1011.62. With approximately 300 out of a total of 900 of our Rutherford High School students in the full IB program in grades 9-12, and 450+ who are now enrolled in at least one IB or Pre-IB course, the use of the funds earned from exams and diplomas reduces the impact of this expensive program on the overall Rutherford High School budget.

### **EXTRACURRICULAR ACTIVITIES (2015)**

This budget funds athletics, band, chorus, cheerleading, and clubs at the middle and high schools. A portion of this funding is allocated to the schools to be expended in the above mentioned areas. This budget funds facility rental fees for our high school swim teams and soccer competitive matches as needed. This budget also funds the dues for our middle and high school band and chorus programs to participate in the Florida Music Association festivals.

### **SELF INSURANCE (2016)**

Project 2016 is used to fund our Self-Insurance program each year. This is similar to paying an insurance premium. The Risk Management Department administers these funds to provide liability, workers' compensation, and other types of insurance for Bay District Schools. This does not include any insurance associated with employee benefits, such as health insurance.

## **MAINTENANCE – PECO/LCI (2017)**

The mission of the Bay District Schools Maintenance Department is to maintain the facilities of the school district in a cost-efficient manner by performing preventative maintenance and reactive repairs.

The Maintenance Department has eighty-six employees divided into five specialized shops. The largest is a Specialty Shop which is responsible for all painting, lawn care, work control, supplies, warehousing, inventory, locks, keys, block, and concrete repairs. The Carpentry Shop performs structural maintenance on all district facilities. The Electrical, Heating, Ventilation, and Air Conditioning (HVAC) and Plumbing shops provide the necessary expertise to repair and maintain the mechanical components of our school facilities. Bay District School facilities currently occupy over four million gross square feet. Our HVAC Shop maintains over 16,000 tons of air conditioning capacity. The district operates 50 chillers (100-500 ton units), 1,200 central heating and air conditioning units (2-20 tons each), and over 100 window units. Over 20,000 filters require periodic replacement.

Our Plumbing Shop maintains over 18,150 plumbing fixtures, 69 boilers, over 302 water heaters, 31 lift stations, 1 drinking water treatment plant, and 1 public swimming pool along with all the associated water and sewer piping.

Our Electrical Shop is responsible for the miles of wiring and thousands of light fixtures, switches, receptacles, and other electrical fixtures and equipment throughout the district. We control 80,000 amps of electrical capacity, maintain 8 stationary backup generators and have 4 portable generators for hot spot applications with 5 of the units supplying up to 200 amps 3 phase power. We are also first responders and monitors for all district owned fire alarm systems, perform repairs on all irrigation systems, 31 lift stations, and sewer treatment plants as well as drinking water well pumps for cost centers without public utilities.

The Maintenance Department currently averages over 1000 completed work orders each month. Our goal is to complete work orders within five working days.

## **SCHOOL RESOURCE OFFICER PROGRAM (2019)**

The District Safety & Security Police Chief is responsible for the District's police agency which includes, the Operations Center and Fingerprinting Department. The chief serves as the District contact and public liaison for emergency incidents. The funding in this project pays for weapons, uniforms, supplies, fuel/repairs/maintenance of the police vehicles, cell phone allowances, dues/fees for travel, Raptor/Seon, and badges/fingerprinting supplies.

## **HIGH SCHOOL REMEDIATION (2021)**

The purpose of the High School Remediation budget is to provide support at each high

school to provide remediation to students that need assistance passing the FSA/EOC exams.

### **INSERVICE EDUCATION (2025)**

Florida State Statute requires each public school to develop a coordinated system of professional development. This budget provides professional development for Bay District Schools' Staff. Trainings are based on specific needs identified by each school and a district-wide assessment survey. Input gathered helps identify necessary in-service components to meet the needs of teacher certification, school improvement, ESOL, and other state and district initiatives. Monies are used to pay for the cost of training and the necessary staff to support the initiative.

### **HEALTHCARE CONTRACT (2026)**

The funds in this project will provide school health technicians assigned to schools to maintain health records, conduct screenings and re-screenings for students, follow-up on immunization exemptions, implement protocol regarding head lice, administration of prescription medications, etc.

### **SPECIAL OLYMPICS (2029)**

This budget supplements travel expenses, substitutes, and awards for Special Olympics.

### **BAND INSTRUMENT REPAIR / UNIFORM (2031)**

This project funds the repair of band instruments that have been purchased by Bay District Schools over the past years. These funds are allocated to each middle and high school based on the total percentage of band participants at each school. Our middle and high schools have a total inventory of approximately \$1,500,000. This project will provide minimal financial assistance in repairing and maintaining these instruments. This budget also funds the purchase of band uniforms for our high school band programs.

### **SCHOOL AGE CHILD CARE – BAY BASE (2032)**

Bay B.A.S.E. is an after-school and full-day program for Pre-K through 5<sup>th</sup> grade students that is funded exclusively by parent fees. Fees paid by parents are used to fund the salaries, benefits, and professional development for employees, materials, supplies, equipment, and summer field trips.

**INSTRUCTIONAL MATERIALS – TEXTBOOKS  
(2037)**

This project is used for funding textbooks throughout the District.

**ADVANCED PLACEMENT  
(2070)**

The funds for the Advanced Placement (AP) Budget (Project #2070) are earned by the students that earn a score of 3, 4, or 5 on each Advanced Placement Test taken while enrolled in an advanced placement class in high school. The tests are given in the spring; scores are received in late summer or early fall. The amount of funding is allocated to the high schools as per Bay District School Board Policy. These funds are used at the school level for the support and enhancement of the advanced placement classes. Expenditures include the purchase of the advanced placement tests, required training for teachers of advanced placement courses, and materials and equipment needed to support the advanced curriculum. The budget submitted is only a projection based on the funding received in FY 2022/2023.

**R.O.T.C.  
(2071)**

R.O.T.C. is a project that pays the salary and benefits of the personnel who run and administer the R.O.T.C. program at each of the four (4) high schools and at Deane Bozeman School. Bay District Schools pays all the salary and benefits from this project and the U.S. Military reimburses the district for one-half (½) of the salary expense.

**TEEN PARENTING  
(2073)**

Teen Parenting serves those young women who are pregnant or are teenage parents. This program allows the student to enroll at Rosenwald High School to receive parenting classes, counseling, and special support during her pregnancy and, at the same time, continue her regular education. Upon completion of the Teen Parenting Program and delivery, the teenage mother may bring her baby to receive free childcare services at Rosenwald Childcare Center located on the campus of Rosenwald High School.

In doing so, the student has the option of re-enrolling in her home school or continuing her education at Rosenwald while her baby is receiving childcare from 0-5 years of age. The childcare program is supported by the Teen Parenting Program.

Transportation of the mom and baby is the responsibility of Bay District Schools.

**DUAL ENROLLMENT  
(2074)**

Dual Enrollment allows high school students an opportunity to enroll in postsecondary



courses and receive both high school and postsecondary credit. Current legislation requires the school district to pay the standard tuition rate per credit hour for each student enrolled at the postsecondary institution. The funds in this project will provide funding for the payment of these Dual Enrollment course tuition fees.

### **A.I.C.E (2113)**

Bay High School, in partnership with the University of Cambridge, Cambridge, England, is the home of the first Advanced International Certificate of Education (AICE) program in the United States. AICE is an international pre-university program featuring courses written specifically as preparation for honors programs at university. Academically able students follow a flexible, broad-based three-year curriculum in the sophomore, junior, and senior years with a Pre-AICE program for freshmen. In an effort to better prepare students for the AICE Program, Bay High School has formed a partnership with Jinks Middle School, which is the feeder school to Bay High. Jinks is a Pre-AICE Cambridge School and both schools work collaboratively with each other in the areas of student achievement and teacher development. Teachers are trained and certified by the University of Cambridge. The AICE Diploma, a graduation option, is awarded based on examination scores and coursework performance in seven full-credit AICE courses in the following subject areas: Math and Science, Languages, and Arts and Humanities. Students can earn individual certificates for each subject passed. Students not earning the full AICE Diploma still graduate under the AICE curriculum option.

The AICE Diploma automatically qualifies students for the Bright Futures Florida Academic Scholars Award and advanced standing in universities throughout the world. The Bay High School AICE Program has been awarded the Cambridge International Fellowship Centre in recognition of the close relationship between the program and the University of Cambridge. The program, which encourages high academic standards and provides an ideal basis for study at the university level, has an enrollment of approximately 455 advanced academic students.

### **CHOIR & BAND EQUIPMENT/REPAIR (2130)**

Funds are used for the repair, servicing, and sanitation cleaning of band instruments, and replacement of instruments beyond repair. Additional purchases of needed instruments and equipment. Cleaning of band uniforms and choir attire for health and cleanliness requirements. Replacement of worn-out band and choir attire and additional uniform purchases to support the growth of band programs.

### **BAND EQUIPMENT (2131)**

This project funds the purchase of band instruments for our middle and high schools. The band instruments purchased are instruments that are needed for proper instrumentation. The type of specialty instruments that are purchased include: tubas, concert oboes, bass drums, and other instruments that are not normally purchased by students.

**SCHOOL IMPROVEMENT  
(2133)**

If Discretionary Lottery dollars are received from the state, funds are used to implement the school's improvement plan. Funds allocated to the school are based on the number of students enrolled at the school and are under the direction of the School Advisory Council. Additional funds are used at the district to further research, training, and the purchase of materials for district improvements, as well as pay School Accreditation fees and supplies needed for the accreditation process.

**INSTRUCTIONAL MATERIALS SCIENCE  
(2137)**

The instructional materials department handles all orders for schools and monitors current state standards. This project funds consumable and supplemental material for science and science-related subjects.

**ESE DROPOUT PREVENTION  
(2173)**

Monies from this budget are used for job coaches to work with students with disabilities as well as other dropout prevention activities.

**INDUSTRY CERTIFICATION  
(2213)**

Students enrolled in Career Technical Education courses have the opportunity to take national industry certification exams that correlate to the course curriculum. If students pass the exam and earn the certification, upon graduation, additional FTE funding is generated for the program. The funding is received in the year following the student's graduation.

**INSTRUCTIONAL MATERIALS LIBRARY MEDIA  
(2237)**

This allocation provides for growth and maintenance needs and is distributed based on FTE. The Library Media allocation is provided to every school media center. This allocation supports the Florida Sunshine State Young Reader program and Florida Teens Read program supported by the Department of Education and Florida Association of Media in Education. Funding is also used to handle all media center orders for schools to meet the state standards and curriculum objectives for the District.

**REGULAR DROPOUT PREVENTION  
(2273)**

These funds are allocated to high schools to help support their programs for at-risk students. Each school individualizes its expenditures based on the needs of its population.

**INSTRUCTIONAL MATERIALS DUAL ENROLL  
(2337)**

The instructional materials department handles all orders for schools and monitors current state standards. This project was first funded in FY 2008/2009 and related to Dual Enrollment Materials. The instructional materials office maintains some Dual Enrollment books which are checked out to dual enrollment students.

**INSTRUCTIONAL MATERIALS – ESE APPS  
(2437)**

The Instructional Materials department handles all orders and monitors current state standards. This project funds instructional materials for Exceptional Student Education.

**SAFE SCHOOLS - CHARTER SCHOOLS  
(2704)**

This project funds the safe school allocation for all charter schools. In FY 2023/2024 there are 12 schools in this project: Bay Haven Elementary Charter Academy, Bay Haven Middle Charter Academy, North Bay Haven Elementary Charter Academy, North Bay Haven Middle Charter Academy, North Bay Haven Career Academy, Chautauqua Charter School, Palm Bay Elementary, Palm Bay Preparatory Academy, Central High School, Rising Leaders Academy Charter School, University Academy Charter School, and Amikids Maritime Academy.

**DISTRICT SAFETY OFFICERS  
(2705)**

This program provides police officers as SRO's for the elementary schools. The funding in this project pays for weapons, uniforms, supplies, fuel/repairs/maintenance of the police vehicles, cell phone allowances, and dues/fees for travel.

**SAFE SCHOOLS  
(2706)**

The School Safety Coordinator coordinates and administers all District emergency management issues by coordinating the varied components of the District safety and security plan, including safety planning, safe facilities, safety equipment, safety programs

& curricula, safety issues relating to discipline policies & code of student conduct, safe school climate, and community outreach.

The Coordinator is also the designated School Safety Specialist for the Office of Safe Schools and acts as the District Liaison to help implement new legislative changes and to ensure compliance with state legislation related to school safety.

These funds are set aside to provide a safer learning environment for our students and is funded by the District as part of our goals established by the Superintendent and Board Members.

**DISTRICT SAFETY AND SECURITY MANAGER  
(2707)**

The District Safety & Security Police Chief is responsible for the District's police agency which includes, the Operations Center and Fingerprinting Department. The chief serves as the District contact and public liaison for emergency incidents. The funding in this project pays for weapons, uniforms, supplies, fuel/repairs/maintenance of the police vehicles, cell phone allowances, dues/fees for travel, Raptor/Seon, and badges/fingerprinting supplies.

**ADJUDICATED YOUTH – ALTERNATIVE  
(2708)**

Funds are used to support programs for adjudicated students by funding materials and personnel.

**FLORIDA TEACHERS LEAD PROGRAM  
(2855)**

The Teacher Lead Program is a State program set up to get funds into the hands of teachers for the purchase of discretionary classroom supplies.

**STATE VPK (VOLUNTARY PRE-K)  
(2928)**

Florida's Voluntary Prekindergarten Education Program or VPK is a free education program that helps 4 (four) year old children be ready for success in kindergarten and beyond. The program builds a strong foundation for school using educational materials that are geared to various stages in a child's development. VPK supports family education and involves the parents in their child's educational progress. Children who attend high-quality preschool do much better when they get to kindergarten, and this makes an enormous difference for their later success.

**RESERVE ACCOUNTS  
(3XXX)**

These funds are reserved appropriations for specific named purposes and include project 3000 (Reserve Appropriation), project 3002 (Therapy & Diagnostic Center/Janitorial), project 3003 (External Audit), Project 3070 (Reserve for FTE adjustment), project 3076 (Reserve for Health Insurance), project 3078 (Reserve for FTE Audit Adjustments), and project 3081 (Reserve for proration).

**WORKFORCE DEVELOPMENT  
(3691)**

This project is for adult Workforce Development classes at Tom P. Haney Technical College. The project includes costs associated with salaries, benefits, materials and supplies, utilities, and other operating costs. This allocation is the amount received by the District from the DOE based on performances and enrollment of adult students.

The total Workforce Development allocation for Haney Technical College for FY 2023/2024 is \$3,009,151.

**PURPOSE**

The purpose of the Workforce Funds is to provide educational activities that will increase:

The employment, occupational attainment, and retention and earnings of students. This will improve the quality of the workforce for Bay and surrounding counties. It will reduce welfare dependency, and enhance the productivity and competitiveness of the economy. The funds provide services to all adults, 16 years and older, plus specialized training and other services for businesses and industry.

**MISSION STATEMENT**

Our mission is to provide educational opportunities for all students and the training necessary to meet the needs and standards of today's changing global workplace.

**BELIEFS**

All students are unique and can learn. Clearly defined expectations and a variety of instructional techniques must be provided for student achievement.

Students are provided with a variety of assessments and with opportunities to demonstrate achievement, to become life-long learners, and to become productive members of society. Staff, parents, students, and community members should participate in and support a positive learning environment.

Continuous reflection and ongoing professional development for staff is essential to provide effective, relevant training to prepare students for today's changing global workplace.

**P.R.O.M.I.S.E. BEHAVIOR PROGRAM  
(3751)**

**P**reventing **R**ecidivism through **O**pportunities, **M**entoring, **I**nterventions, **S**upport, and **E**ducation.

Funds are used to provide on-site behavioral support including School-Based MTSS Behavior Interventionists, an Early Childhood Behavior Interventionist, and Behavior Paraprofessionals for each elementary school. This program replaces the current Elementary I.S.S. program.